

**East Valley SELPA
STEERING COMMITTEE MEETING
670 E. Carnegie Drive, San Bernardino, CA 92408**

**** AGENDA **
November 10, 2021, 8:00 A.M.
Held virtually via Zoom**

“Leadership and Learning are Indispensable to Each Other” John F. Kennedy

PRESENTER

- | | | |
|-----|----------------------------|---------------|
| 1.0 | CALL TO ORDER | Patty Metheny |
| 2.0 | PUBLIC COMMENTS | |
| 3.0 | REVIEW/APPROVAL OF MINUTES | Patty Metheny |
| 4.0 | DISCUSSION/PRESENTATION | |

Finance Items

- | | | |
|-----|--|-----------------|
| 4.1 | Special Education Finance in California | Patty Metheny |
| 4.2 | 2021-2022 1st Interim EV SELPA Budgets | Andrea Tennyson |
| 4.3 | 2021-2022 1st Quarter NPS Reimbursement Transfer | Andrea Tennyson |
| 4.4 | EV SELPA 2021-2022 Schedule REX | Andrea Tennyson |
| 4.5 | EV SELPA 2021-2022 Fiscal Reporting Calendar | Andrea Tennyson |

Program Items

- | | | |
|------|--|---------------------------------------|
| 4.6 | Dispute Prevention & Resolution (ADR) & Learning Recovery Plan Oversight <ul style="list-style-type: none">• Process & Draft Documents | Patty Metheny
Jennifer Brooksby |
| 4.7 | CDE Update on Early Childhood Education | Jennifer Brooksby |
| 4.8 | Credential Monitoring – CalSAAS <ul style="list-style-type: none">• SBCSS Credential Services, Manager | Amanda Shoffner |
| 4.9 | CDE Compliance Monitoring 2021-2022 <ul style="list-style-type: none">• October 2021 Overdue Initials & Annuals per CDE• NPS Monitoring | Anne-Marie Foley
Jennifer Brooksby |
| 4.10 | IEP Implementation | Patty Metheny |
| 4.11 | SBCSS Fee-for-Service Verification | Andrea Tennyson |

4.12 SBCSS East Valley Operations

Scott Wyatt

4.13 Hot Topics

Committee

5.0 OTHER

5.1 2021-2022 EVSELPA Steering Committee Meetings

5.2 2021-2022 EVSELPA Board of Directors Meetings

5.3 2021-2022 EVSELPA CAC Meetings

5.2 EV SELPA Professional Development – November & December 2021

5.4 Next Meeting – December 9, 2021, 8:00 AM

East Valley SELPA
STEEERING COMMITTEE MEETING MINUTES
October 7, 2021

MEMBERS PRESENT:

Dr. Patty Metheny
Rob Pearson
Patti Buchmiller
Bridgette Ealy
Derek Swem
Dr. Scott Wyatt
Leslie Burghardt

East Valley SELPA
Colton Joint Unified School District
Redlands Unified School District
Rialto Unified School District
Rim of the World Unified School District
San Bernardino County Supt of Schools
Yucaipa-Calimesa Joint Unified School District

FISCAL STAFF PRESENT:

Linda Resiwain
Juan Villanueva
Mariamanda Sarabia
Fernanda Naves-Arias
Camille Riley
Scott Whyte
Linda Regalado
Jennifer Alvarado
Grace Granados
Lacey Hall
Amber Tavis

Business Services, Colton
Business Services, Colton
Business Services, Colton
Business Services, Redlands
Business Services, Rialto
Business Services, Rim
Business Advisory, SB County Schools
Internal Business, SB County Schools
Internal Business, SB County Schools
Internal Business, SB County Schools
Business Services, Yucaipa

OTHERS PRESENT:

Dr. Rick Homutoff
Anne-Marie Foley
Andrea Tennyson
Rosalva Contreras
Susanne Ferguson
Mary Anne Klenske
Lisa Horsley

East Valley SELPA
East Valley SELPA
East Valley SELPA
East Valley SELPA
East Valley SELPA
East Valley SELPA
East Valley SELPA

1.0 CALL TO ORDER: SELPA Administrator Dr. Patty Metheny called the meeting to order at 8:00 a.m. via Zoom.

2.0 PUBLIC COMMENTS: There were no public comments.

3.0 REVIEW/APPROVAL OF MINUTES: The minutes of the September 16, 2021 meeting were reviewed. Motion to approve the minutes was made by Rob Pearson and seconded by Patti Buchmiller. The minutes were approved by consensus of the members present.

4.0 DISCUSSION/PRESENTATION

Finance Items

4.1 EV SELPA MOE SEMA & SEMB

Andrea Tennyson presented each district's finalized Maintenance of Effort (MOE) data for SEMA (Actuals) and SEMB (Budget) for review. Although there were minor changes from the preliminary data presented last month, all EV SELPA districts continued to pass for fiscal year 2020-2021. Ms. Tennyson explained the four possible exemptions available for districts to utilize and which exemptions were used (if any) by participating districts. Each district's Subsequent Year Tracking (SYT) form and Excess Cost report was also presented. Ms. Tennyson will secure all signatures ahead of the CDE submission date of November 15, 2021.

4.2 EV SELPA Fiscal Reporting Calendar 2021-2022

Ms. Tennyson reviewed activities for the month of October and November. In addition, she reviewed that activities, including SEMAI, to assist with MOE reporting and tracking were added in December, February, March, and April.

Program Items

4.3 EV SELPA DPDR (ADR) & Learning Plans

The Alternative Dispute Prevention and Dispute Resolution for East Valley SELPA was shared. This plan was submitted to CDE on September 28, 2021 (ahead of the October 1st deadline). The EV SELPA submitted each member district's Learning Recovery Plan on the same date. Dr. Metheny was notified of receipt of submission by CDE on September 30, 2021. Starting in November 2021, the EV SELPA will establish oversight reporting processes to ensure the implementation of the plans. Although CDE has not yet established a process to amend or change the plans, Dr. Metheny advised districts keep all documentation of any changes in case CDE requests them.

4.4 EV SELPA Additional Support Assessment

Program Specialists, Susanne Ferguson, and Mary Anne Klenske, presented the newly minted EV SELPA Additional Support Assessment guidebook and forms. Ms. Ferguson explained the new guide follows closely the principles of the previous assessment to determine the need for a 1:1 aide. She reviewed and explained the areas of focus, steps, and forms to use to perform this assessment. Training for use of the guidebook and forms is scheduled for December 2, 2021. A flyer with information with information about the training was provided. The guidebook and forms will be located in the "staff" portion of the East Valley SELPA website secured side. Rob Pearson spoke about a process he has required staff use prior to completing an assessment for the need for additional support. He

requires a Functional Behavior Assessment (FBA) and Behavior Intervention Plan (BIP) be completed as many of the requests are due to concerns with student behaviors. Dr. Metheny described how this may be appropriate but cautioned that an FBA and BIP are not a substitute for an Additional Support Assessment when an assessment to determine the need for a 1:1 aide is requested.

4.5 Compliance Monitoring Updates

Dr. Metheny provided information for CDE specific to the proposed IEP Implementation process as CDE has been ordered by a federal judge to provide oversight for the delivery and tracking of special education service minutes as outlined in each student's IEP. Data collection will be done independent of CALPADS, and it is slated to begin with the 2022-2023 school year. CDE will engage in a pilot program for this purpose in Spring 2023. Dr. Metheny has not volunteered any EV SELPA districts for the pilot.

A conversation regarding the tracking of service minutes ensued. As a result, the EV SELPA will work with Faucette Microsystems designers of the WebIEP to determine if a service tracking tool can be incorporated into the current program as well as reach out to other vendors with service tracking tools. Dr. Metheny will gather that information and bring it to a subsequent Steering Committee meeting. She also suggested each district special education administrator work with Cabinet level staff to share this new requirement and how it may affect workload issues.

Anne-Marie Foley presented an update on CDE's plans to monitor overdue initial, annual, and triennial IEPs in 2021-2022. In preparation, Ms. Foley presented district specific data for each type of overdue IEP based on a run of the data within WebDA on October 6, 2021. She contrasted this data with data previously presented. Although progress was noted for initials and triennials, there was an increase in overdue annuals.

4.6 CALPADS

Ms. Foley presented information regarding CALPADS Flash #213 pertaining to Fall 1 Submission. Fall 1 submission opened October 6, 2021, with Certification deadline of December 17, 2021. Terminology in CALPADS has changed: Code 20 – Annual Meetings are now called *Plan Review Meeting* and Code 40 – Triennial Meetings are now called *Eligibility Evaluation Meeting*. Ms. Foley also reviewed Input Validation Rule 0360. To avoid this input validation disability code 310 – Multiple Disabilities (MD) - must be listed as the primary disability.

CALPADS Flash 193 (program setting for 5-year-olds) was previously discussed. Ms. Foley reminded the directors that these students must be reported as preschool. If needed, an amendment must be held and back dated to change the student's setting to avoid certification error 167 or 168. Ms. Foley will run a report for each district to assist with clearing these fault codes.

4.7 EV SELPA & State SELPA Websites

Dr. Metheny showcased the EV SELPA and the State SELPA Administrators Websites. She shared that information and resources in both websites are available to the public. In

addition, the EV SELPA website has a secure, password access side for member district employees to access EV forms and other documents.

4.8 EV SELPA IEE Policy Update

Dr. Homutoff shared the updates to the EV SELPA IEE policy made to reflect current pricing for evaluations. The list of assessors was also updated. He remarked this list is not comprehensive and should not limit parent's availability to request a particular assessor. However, an assessor must possess the credentials necessary to perform the assessment. The policy is available in both, English and Spanish, in the East Valley SELPA website.

4.9 SBCSS East Valley Operations

Dr. Wyatt provided updates on professional development being provided to East Valley Operations staff with an emphasis on intensive training in curriculum use and implementation.

He also shared about ongoing student absences. District directors shared common experiences as students return to full time in-person instruction while the pandemic has not passed. There has been an increase in absenteeism in particular for the Visually Impaired class at Highland Grove. Dr. Wyatt will investigate to find out why this class has been particularly affected.

Dr. Wyatt also reported that he is anticipating a school nurse shortage in the region. Both school nurses currently staffed at the East Valley Operations will be on leave shortly. Conversation regarding degree requirement for insulin administration ensued. Derek Swem will share Court Ruling on staff allowed to administer insulin to a child in school.

4.10 Hot Topics

A discussion pertaining nurse's assessment of every student for every initial and triennial IEP ensued. It was clarified that health assessments by school nurses are only required if there is a health concern or if the student requires a health plan.

Dr. Homutoff reminded the committee that the Surrogate Parent training is scheduled for October 28, 2021. To date, only one participant has registered. Directors were encouraged to recruit appropriate personnel to become surrogate parents in their district.

Starting Monday, October 18, 2021, East Valley SELPA staff and contractors will carry with them an attestation letter complying with the Public Health Order of August 11, 2021, regarding COVID-19 vaccination or weekly testing.

5.0 OTHER

5.1 2021-2022 EV SELPA Steering and Finance Committee Meetings

5.2 2021-2022 EV SELPA Board of Directors Meeting

5.3 2021-2022 EV SELPA CAC Meetings

5.4 EV SELPA Professional Development – October & November 2021

6.0 ADJOURNMENT: Meeting adjourned at 11:06 a.m. Next meeting will be held on Wednesday November 10, 2021.

FINANCE ITEMS

4.1 Special Education Finance in California

Special Education Funding

Impacts of the 2021-22 Budget Act

Patty Metheny, Ed.D., Chief Administrative Officer, East Valley SELPA



Changes in Base Rate Timeline



Increased State Investments

Funding Adequacy Concerns Persist

Special Education received historic increases to base rate, a compounded COLA, and increases in targeted funding. During a time of declining enrollment for East Valley SELPA, these investments ensured we received increased funding. Despite these increases, our local general fund contribution averages over 54%.

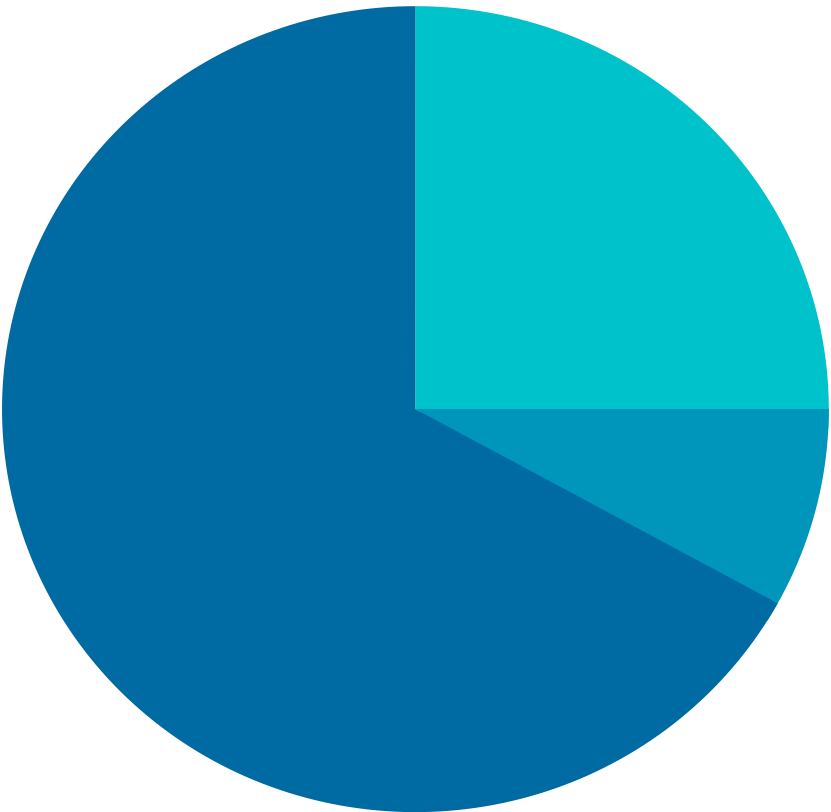
SPECIAL EDUCATION FUNDING PER ADA



Funding Inadequacy Continues



Local Fund Contribution
54%



State Resources
38%

Federal Resources
8%

General Fund Contribution Continues to Grow

In East Valley SELPA, 54% is the average local fund contribution. Some LEAs contribute more, some less. Statewide the average is 67%.

Federal Increases Modest

Despite a federal obligation to provide for 40% of the excess cost of educating students with disabilities, the federal share of special education resources in California is a little more than 8%.

IDEA	Appropriation 20-21	Full Funding Estimate	Funding Gap/Cost Shift
California	13.278 B	33.011 B	19.733 B



Mental Health Funding

SELPAs in CA receive \$69 million in Federal IDEA funds allocated based on SELPA ADA. The funds are allocated at the SELPA level. In the East Valley SELPA, these funds are provided directly to its member LEAs.

The State made the use of mental health funds more flexible in 2019. The flexibility influenced our allocation of funds directly to LEAs based on Prior Year P-2 ADA.

State Mental Health Funds 2020-2021

East Valley SELPA received \$4,926,796

Federal Mental Health Funds 2020-2021

East Valley SELPA received \$890,579

Low Incidence Funding

Funding for Low Incidence pupils was historically around \$446 per eligible pupil.

In 2020 that amount increased to over \$3050 per eligible pupil.

2021-22 Budget Act increased this funding further by adding an additional \$23 million statewide. The amount in East Valley SELPA is \$3,050.43 per eligible pupil for a total apportionment of \$1,842,460.58.

15% of that amount stays with the SELPA for the purchase of materials & equipment. The remainder is provided directly to member LEAs based on their number of pupils with low incidence disabilities in the previous October count.



Preschool Grant



Special Education Early Intervention Preschool Grant

Originally included in the 2019-20 Budget year as one-time funds to District of Residence in the amount of approximately \$9050 per preschool student

No Grant in 2020

The funding used the prior year was used to increase the special education base grant to the \$625 level.

2021-22 Budget – \$260 Million

Budget allocates funds on an on-going basis, with additional restrictions to ensure expenditure that directly impacts inclusive preschool services/settings. Estimated to be \$5900 to District of Residence.



COVID-19 Special Education Impact

One Time funds included in 2021-22 Budget of
\$550 Million Dollars

Funds allocated to the SELPA. East Valley SELPA retained 20% of Dispute Prevention and Resolution Funds. The remaining funds and all of Learning Recovery Funds allocated directly to members LEAs based on 2019 pupil counts.

SELPA submitted a plan for regional and local activities to support Students with Disabilities.

Dispute Prevention and Resolution Funds

East Valley SELPA received \$1,271,228

Learning Recovery Funds

East Valley SELPA received \$5,720,524

Questions?

Thank You



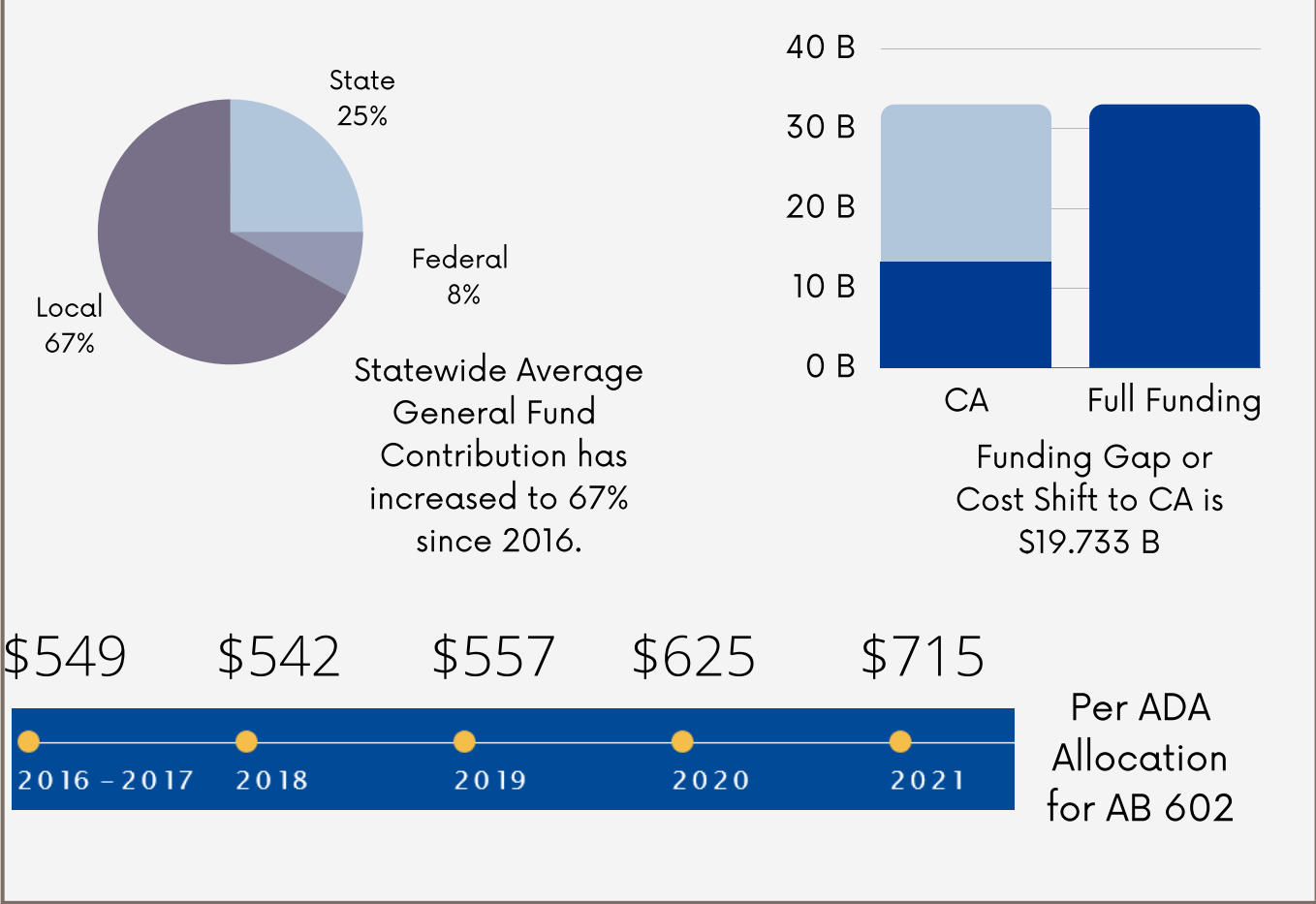
EAST VALLEY
SELPA
Educating Together



SPECIAL EDUCATION FUNDING

IMPACTS OF THE 2021-22 BUDGET ACT

FUNDING SOURCES

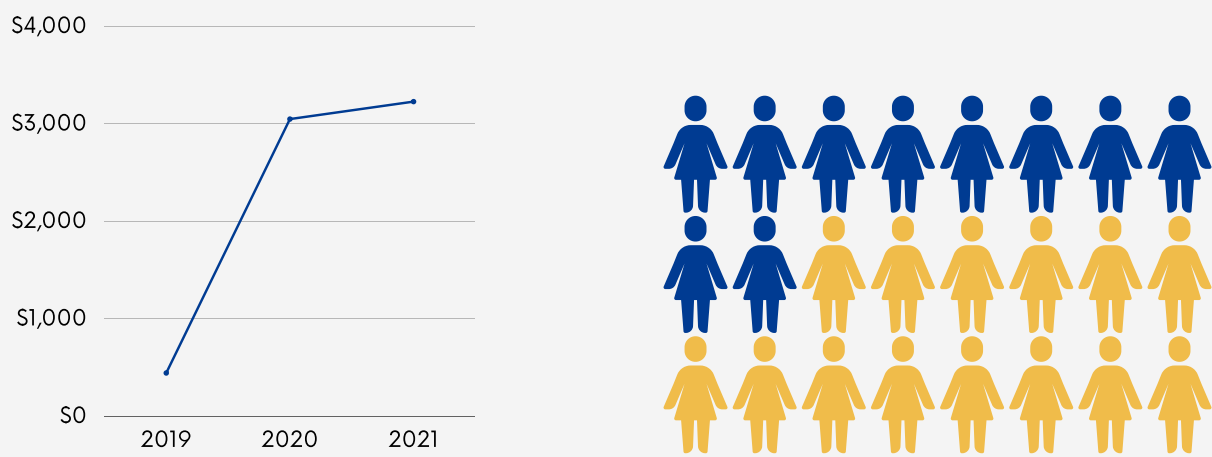


FEDERAL MENTAL HEALTH

Special Education continues to receive \$69 Million from Federal Funds

LOW INCIDENCE FUNDS

Funding for Low Incidence pupils was less than \$450 per eligible pupil. In 2020 funding increased to over \$3050 per eligible pupil. 2021-22 Budget increased funding with an additional \$23 M statewide



SPECIAL EDUCATION COVID-19 IMPACT

One-time funds included in 2021-22 Budget of \$550 Million

\$100 Million for Dispute Prevention and Recovery Supports

\$450 Million for Learning Recovery for Students with Disabilities



PRESCHOOL

Special Education Early Intervention Preschool Grant
2021-22 Budget - \$260 Million
These funds are not Special Education Restricted.

MENTAL HEALTH FUNDING

State mental health funds are more flexible since 2019. These are no longer restricted to Special Education.

4.2 2021-2022 1ST Interim EV SELPA Budgets



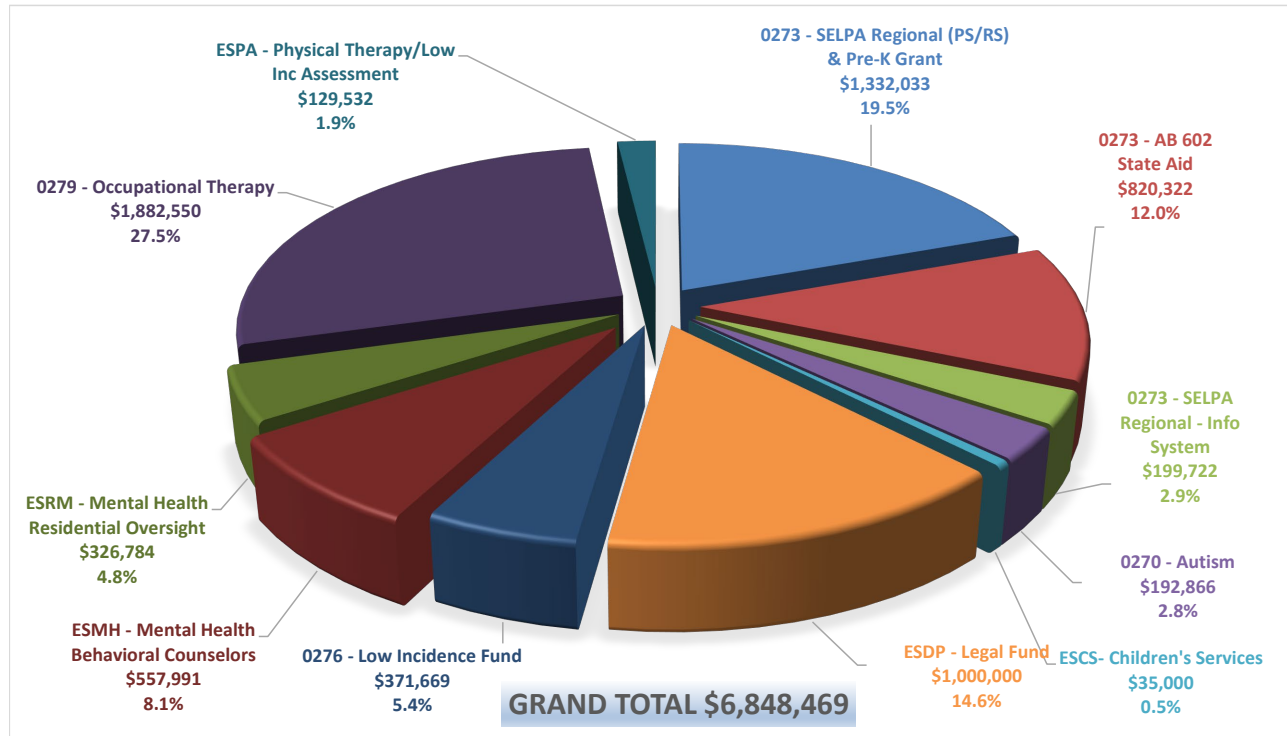
**EAST VALLEY SELPA
FY 2021-22
First Interim Budget**

November 10, 2021

Patty Metheny, EdD., Chief Administrative Officer, East Valley SELPA
Andrea Tennyson, Consultant, East Valley SELPA

EAST VALLEY SELPA

FY 2021/22 FIRST INTERIM OPERATIONS BUDGET



Program Description	FY 2020/21 Interim Budget	Percentage of Total
0273 - SELPA Regional (PS/RS) & Pre-K Grant	\$1,332,033	19.5%
0273 - AB 602 State Aid	\$820,322	12.0%
0273 - SELPA Regional - Info System	\$199,722	2.9%
0270 - Autism	\$192,866	2.8%
ESCS- Children's Services	\$35,000	0.5%
ESDP - Legal Fund	\$1,000,000	14.6%
0276 - Low Incidence Fund	\$371,669	5.4%
ESMH - Mental Health Behavioral Counselors	\$557,991	8.1%
ESRM - Mental Health Residential Oversight	\$326,784	4.8%
0279 - Occupational Therapy	\$1,882,550	27.5%
ESPA - Physical Therapy/Low Inc Assessment	\$129,532	1.9%
Grand Total	\$6,848,469	100.0%

EAST VALLEY SELPA
FY 2021/22 BUDGET INFORMATION
TABLE OF CONTENTS

REGIONALIZED SERVICES/PROGRAM SPECIALISTS (PS/RS)

Budget/Management 0273, 0474,

REGIONAL STUDENT INFORMATION SYSTEM

Budget/Management 0273 Res 9273

REGIONAL PROGRAM/AUTISM PROGRAM SPECIALIST

Budget/Management 0270

CALIFORNIA CHILDRENS' SERVICES (CCS)

Budget/Management ESCS

DUE PROCESS/LEGAL

Budget/Management ESDP

LOW INCIDENCE

Budget/Management 0276

REGIONAL PROGRAM/MENTAL HEALTH BEHAVIORAL COUNSELORS

Budget/Management ESMH

REGIONAL PROGRAM/MENTAL HEALTH RESIDENTIAL OVERSIGHT

Budget/Management ESRM

REGIONAL PROGRAM/OCCUPATIONAL THERAPY (OT)

Budget/Management 0279

REGIONAL PROGRAM/PHYSICAL THERAPY & LOW INCIDENCE ASSESSMENT

Budget/Management ESPA

EAST VALLEY SELPA
FY 2021/22 BUDGET INFORMATION
REGIONALIZED SERVICES/PROGRAM SPECIALISTS (RS/PS) BUDGET

The East Valley SELPA Program Specialist/Regional Services (PS/RS) budget is the operations budget for the SELPA administration.

Revenue Sources:

Funding is provided through AB 602 from two sources, the RS/PS funds and 1.50% of total AB 602 SELPA revenue. Revenue COLA increased from 1.50% to 4.05% and applied to PS/RS amount. AB602 per pupil base amount increased to \$715. The SELPA Board has authorized this distribution as "off the top" (Resource 6500).

~ Resource 3315 Preschool Local Entitlement estimated at \$19,394 (5% of total grant)

Budget Developed:

~ No ADA growth is projected for FY 21/22. Funding is projected on 20/21 P-2 ADA of 76,486.91.

~ 2.50% potential salary increase is estimated. Actual salary increase will be based on the average of 12 benchmark districts in the county who settle CTA salary schedule negotiations plus .25%. Step and column fully funded.

~ Health & Welfare Rates developed with a 5% inflationary increase for Medical, Dental, Vision, & Life.

~ Employer paid statutory rates are as follows: (from budget assumptions to current)

>STRS from 15.92% to 16.92% >PERS from 23.00% to 22.91%

>Medicare 1.45% (no change) >UI from .05% to .50% >W/C from 3.06% to 2.92%

~ Information Technology user fee at \$2,428 per FTE, an increase of \$221 per FTE from prior year's rate of \$2,207.

~The 21/22 approved Indirect Cost Rate for County Schools is 7.85% a .15% decrease from prior year's rate of 8.00%.

East Valley SELPA

SELPA Regionalized Services/Program Specialists/Federal Grants

FY 2021/22 BUDGET INFORMATION

			Proposed	1st Interim	Increase/Decrease
REVENUE					
AB 602 State Aid (CY) and PS/RS			\$2,159,002	\$2,132,961	(\$26,041)
Grant/Preschool Regional Svc. (0474)			\$19,394	\$19,394	\$0
Grant/Alternate Dispute Resolution*			\$14,601	\$0	(\$14,601)
Grant/ADR COVID-19*			\$85,816	\$0	(\$85,816)
Grant/Supporting Inclusive Practices*			\$18,000	\$0	(\$18,000)
TOTAL REVENUE			\$2,296,813	\$2,152,355	(\$144,458)
EXPENDITURES					
Certificated Salaries			\$875,562	\$885,152	\$9,590
Classified Salaries & Hourly			\$479,069	\$447,847	(\$31,222)
Benefits			\$489,441	\$491,442	\$2,001
Sub-Total			\$1,844,072	\$1,824,441	(\$19,631)
Materials & Supplies			\$22,916	\$17,700	(\$5,216)
Operations			\$233,980	\$118,059	(\$115,921)
Sub-Total			\$256,896	\$135,759	(\$121,137)
Total			\$2,100,968	\$1,960,200	(\$140,768)
Indirect			\$164,925	\$153,876	(\$11,049)
Indirect Rate			7.85%	7.85%	0.00%
TOTAL EXPENDITURES			\$2,265,894	\$2,114,076	(\$151,818)
ENDING BALANCE			\$30,919	\$38,279	\$7,360
STAFFING: <div> <div> 1.0 Administrator 1.0 Prog Manager 1.0 Fiscal Consultant 4.0 Program Specialists 1.0 Admin. Assistant 1.0 SELPA Svc Specialist 1.0 Program Tech (MIS) .50 Accounting Tech 1.225 Hourly Student Worker Consultants </div> <div> 1.0 Chief Administrative Officer .90 Prog Manager (5 mos) .90 Prog Manager (8 mos) .95 Fiscal Consultant 4.0 Program Specialists 1.0 Admin. Assistant 1.0 SELPA Svc Specialist 1.0 Program Tech (MIS) .65 Accounting Tech </div> </div>					
Total FTEs			11.725 FTE	11.40 FTE	-0.325
Districts' Contribution from AB 602 State Aid based on Initial State Budget Version	% of Total AB 602 based on Funded ADA	Projected SELPA Funded ADA	Proposed	1st Interim	Deviation + or (-) from Proposed to 1st Interim
Colton	26.68%	20,403.68	\$575,936	\$568,990	(\$6,947)
Redlands	26.21%	20,048.01	\$565,897	\$559,071	(\$6,826)
Rialto	31.54%	24,126.10	\$681,009	\$672,795	(\$8,214)
Rim	3.81%	2,917.43	\$82,351	\$81,357	(\$993)
Yucaipa	10.96%	8,384.33	\$236,665	\$233,811	(\$2,855)
County, EV	0.79%	607.36	\$17,144	\$16,937	(\$207)
	100.00%	76,486.91	\$2,159,002	\$2,132,961	(\$26,041)

EAST VALLEY SELPA
FY 2021/22 BUDGET INFORMATION
EVSELPA REGIONAL PROGRAM STUDENT DATABASE SYSTEM

EV SELPA contracts with Faucette Microsystems for student database system/WebIEP.

CDE compliance requirements and the revision or the creation of IEP forms are some of the expenses expected to be shared by the districts.

Final Costs shared proportionately at year-end based on Current Year October Pupil Count.

East Valley SELPA

SELPA Regional Student Database System/WebIEP

FY 2021/22 BUDGET INFORMATION

	Proposed	1st Interim	Increase/(Decrease)
REVENUE			
Beginning Balance	\$67,651	\$67,651	(\$0)
<i>Colton</i>	\$50,354	\$50,354	\$0
<i>Redlands</i>	\$53,936	\$53,936	\$0
<i>Rialto</i>	\$55,014	\$55,014	\$0
<i>Rim</i>	\$7,818	\$7,818	\$0
<i>Yucaipa</i>	\$25,861	\$25,861	\$0
<i>*CSSF/EV Ops *</i>	\$6,740	\$6,740	\$0
TOTAL REVENUE	\$267,373	\$267,373	(\$0)
EXPENDITURES			
Materials & Supplies	\$0	\$0	\$0
Operations	\$185,185	\$185,185	
Total	\$185,185	\$185,185	\$0
Indirect	\$14,537	\$14,537	\$0
<i>Indirect Rate</i>	7.85%	7.85%	0.00%
TOTAL EXPENDITURES	\$199,722	\$199,722	\$0
ENDING BALANCE	\$67,651	\$67,651	(\$0)

EAST VALLEY SELPA
FY 2021/22 BUDGET INFORMATION
EVSELPA REGIONAL PROGRAM/AUTISM PROGRAM SPECIALIST

As authorized by the SELPA Board of Directors, the East Valley SELPA operates a Regional Program for district autism support and is funded Off-the-top AB 602.

The budget had 1 FTE for a Program Specialist.

Refer to the SELPA RS/PS Narrative for FY 21/22 Health and Mandatory Benefits rates, and Indirect Cost rate.

East Valley SELPA

SELPA Regional Autism Program Specialists

FY 2021/22 BUDGET INFORMATION

	Proposed	1st Interim	Increase/(Decrease)
REVENUE			
Beginning Balance	\$0	\$0	\$0
Off-the-Top	\$191,535	\$192,866	\$1,331
Other Apportionment from Prior Year	\$0	\$0	\$0
Contribution from Unrestricted Revenue	\$0	\$0	\$0
TOTAL REVENUE	\$191,535	\$192,866	\$1,331
EXPENDITURES			
Certificated Salaries	\$123,372	\$126,456	\$3,084
Benefits	\$42,626	\$45,003	\$2,377
Sub-Total	\$165,998	\$171,459	\$5,461
Materials & Supplies	\$1,000	\$1,000	\$0
Operations	\$10,596	\$6,369	(\$4,227)
Sub-Total	\$11,596	\$7,369	(\$4,227)
Total	\$177,594	\$178,828	\$1,234
Indirect	\$13,941	\$14,038	\$0
Indirect Rate	7.85%	7.85%	0.00%
TOTAL EXPENDITURES	\$191,535	\$192,866	\$1,234
ENDING BALANCE	\$0	\$0	\$97
STAFFING:	1.0 Prog Specialists	1.0 Prog Specialist	1.0 Prog Specialist
Total FTEs	1.0 FTEs	1.0 FTE	1.0 FTE

NOTE: Board Approved Specialized Regional Autism Program funded Off -the-Top on a per ADA basis.

EAST VALLEY SELPA
FY 2021/22 BUDGET INFORMATION
CALIFORNIA CHILDRENS' SERVICES (CCS)

The SELPA is mandated by Education Code to provide support to CCS medical therapy units (MTU) housed in their region. There are two located in the East Valley SELPA--one at San Salvador in Colton and another at Judson & Brown in Redlands.

FY 21/22 expenditures include office supplies, facilities related maintenance costs, including janitorial, and utilities

East Valley SELPA

California Childrens' Services (CCS) (Mgmt ESCS)

FY 2021/22 BUDGET INFORMATION

		Proposed	1st Interim	Increase/(Decrease)
Beginning Balance		\$1,800	\$1,800	(\$0)
	Colton	\$9,131	\$9,265	\$134
CCS District Support	Redlands	\$9,784	\$9,924	\$140
	Rialto	\$9,977	\$9,615	(\$362)
	Rim	\$1,418	\$1,438	\$20
	Yucaipa	\$4,690	\$4,758	\$68
	CCS Revenue	\$35,000	\$35,000	\$0
TOTAL REVENUE		\$36,800	\$36,800	(\$0)
EXPENDITURES				
Materials & Supplies		\$2,600	\$2,600	\$0
	Operations	\$32,400	\$32,400	\$0
	<i>Sub-Total</i>	\$35,000	\$35,000	\$0
	<i>Total</i>	\$35,000	\$35,000	\$0
TOTAL EXPENDITURES		\$35,000	\$35,000	\$0
ENDING BALANCE *		\$1,800	\$1,800	(\$0)

Note: Funded per Ed Code

EAST VALLEY SELPA
FY 2021/22 BUDGET INFORMATION
LEGAL/DUE PROCESS

The Legal fund was developed to track due process related costs as detailed in the Board approved "Funded by EV SELPA Legal X-Pot/Funded by District". Final district contribution for legal support is calculated based on CY October pupil count.

FY 21/22 budget was developed using FY 20/21 2nd interim projection. 1.75 FTEs are paid out of this program, which include: 1 Program Manager and .75 SELPA Services Specialist.

East Valley SELPA

SELPA Legal/Due Process

FY 2021/22 BUDGET INFORMATION

		Proposed	1st Interim	Increase/(Decrease)
REVENUE				
Beginning Balance		\$59,503	\$68,808	\$9,305
District Contribution	Colton	\$260,900	\$260,926	26
	Redlands	\$279,557	\$279,485	(72)
	Rialto	\$285,044	\$285,073	29
	Rim	\$40,507	\$40,511	4
	Yucaipa	\$133,992	\$134,005	13
	Revenue	\$1,000,000	\$1,000,000	\$0
	<i>Total Pupil Count --></i>	<i>10,372</i>	<i>10,372</i>	<i>\$0</i>
	<i>Less EV OPS --></i>	<i>(350)</i>	<i>(350)</i>	<i>\$0</i>
	<i>Adjusted Pupil Count --></i>	<i>10,022</i>	<i>10,022</i>	<i>\$0</i>
	Per Pupil -->	\$99.78	\$99.78	\$0.00
TOTAL REVENUE		\$1,059,503	\$1,068,808	\$9,305
EXPENDITURES				
Certificated Salaries		\$165,953	\$170,102	\$4,149
Classified Salaries		\$71,160	\$55,036	(\$16,124)
Benefits		\$91,157	\$73,874	(\$17,283)
	Sub-Total	\$328,270	\$299,012	(\$29,258)
Materials & Supplies		\$1,014	\$1,014	\$0
Operations		\$670,716	\$699,974	\$29,258
	Sub-Total	\$671,730	\$700,988	\$29,258
	Total	\$1,000,000	\$1,000,000	\$0
TOTAL EXPENDITURES		\$1,000,000	\$1,000,000	\$0
ENDING BALANCE		\$59,503	\$68,808	\$9,305
STAFFING:		1.0 Program Manager, DP 1.0 SELPA Services Specialist	1.0 Program Manager, DP .75 SELPA Services Specialist	
Total FTEs		2.0 FTEs	1.75 FTEs	

Note: Funded on a per Current Year Pupil Count Basis

EAST VALLEY SELPA

FY 2021/22 BUDGET INFORMATION

LOW INCIDENCE MATERIALS, EQUIPMENT & SERVICES

Funding is provided through the AB 602 based on the prior year October Pupil count of Low Incidence students (primary and secondary disability). COLA 4.05% was applied.

FY 2021/22 rate is estimated to be \$3,050.43 per pupil for Materials, Equipment, and Services. Effective FY 20/21, EV SELPA retains 15% of Total SELPA LI Apportionment. The remainder is provided proportionately to districts based on October pupil count of students with low incidence disabilities.

EV SELPA budget was developed to facilitate centralized purchasing and inventory of materials and equipment for Low Incidence eligible students:

- Hearing Impaired
- Visually Impaired
- Orthopedically Impaired
- Deaf/Blind

Utilization is through application for eligible students based on the SELPA Steering Committee Low Incidence procedures.

EV SELPA Low Incidence Committee reviews current guidelines and procedures.

East Valley SELPA

Low Incidence Materials & Equipment

FY 2021/22 BUDGET INFORMATION

	Proposed	1st Interim	Increase/(Decrease)
REVENUE			
Beginning Balance	\$372,989	\$552,679	\$179,690
AB 602 State Aid	\$276,369	\$276,369	\$0
TOTAL REVENUE	\$649,358	\$829,048	\$179,690
EXPENDITURES			
Materials & Supplies	\$107,000	\$142,000	\$35,000
Operations & Contracts	\$130,700	\$174,800	\$44,100
<i>Sub-Total</i>	\$237,700	\$316,800	\$79,100
Equipment	\$20,339	\$30,000	\$9,661
Indirect	\$18,330	\$24,869	\$6,539
<i>Indirect Rate</i>	7.85%	7.85%	7.85%
TOTAL EXPENDITURES	\$276,369	\$371,669	\$95,300
ENDING BALANCE	\$372,989	\$457,379	\$84,390

Note: Funded per Ed Code based on Qualifying Primary and Secondary Disability of Prior Year October Pupil Count times an estimated \$3,050.43

DISTRICT	Primary Disability	Secondary Disability	Total LI Pupil Count	% of Funding based on Pupil Count	Proportionate Share
COLTON	95	68	163	0.266	\$ 416,432.16
REDLANDS	85	103	188	0.307	\$ 480,302.12
RIALTO	100	68	168	0.274	\$ 429,206.15
RIM	9	7	16	0.026	\$ 40,876.78
YUCAIPA	48	30	78	0.127	\$ 199,274.28
			613	1.000	
SELPA	*Last FY Apportionment				\$ 276,369.09
	TOTAL 2021-22 PROJECTED APPORTIONMENT				\$1,842,460.58

EAST VALLEY SELPA
FY 2021/22 BUDGET INFORMATION
EVSELPA REGIONAL PROGRAM/BEHAVIOR HEALTH COUNSELORS

As authorized by the SELPA Board of Directors, the East Valley SELPA operates a Regional Program funded by a proportionate share based on student counts to provide behavior health counseling services.

Staff includes .25 of Program Manager responsible for staff oversight, 2.40 Behavioral Health counselors, and .30 of SELPA Services Specialist.

Refer to the SELPA RS/PS Narrative for FY 21/22 Health and Mandatory Benefits rates, and Indirect Cost rate.

East Valley SELPA

SELPA Regional Behavioral Health Counselors

FY 2021/22 BUDGET INFORMATION

		Proposed	1st Interim	Increase/(Decrease)
REVENUE				
Beginning Balance		\$0	\$0	\$0
DISTRIBUTION OF COST BASED ON PROPORTIONATE SHARE OF STUDENT COUNT	Colton	\$320,179	\$239,139	(\$81,040)
	Redlands	\$101,875	\$68,325	(\$33,550)
	Rialto	\$0	\$0	\$0
	Rim	\$116,429	\$239,139	\$122,710
	Yucaipa	\$43,661	\$11,388	(\$32,273)
	Total	\$582,144	\$557,991	(\$24,153)
TOTAL REVENUE		\$582,144	\$557,991	(\$24,153)
EXPENDITURES				
Classified Salaries		\$368,479	\$362,605	(\$5,874)
Benefits		\$153,416	\$141,444	(\$11,972)
	Sub-Total	\$521,895	\$504,049	(\$17,846)
Materials & Supplies		\$1,000	\$500	(\$500)
Operations		\$16,877	\$12,828	(\$4,049)
	Sub-Total	\$17,877	\$13,328	(\$4,549)
	Total	\$539,772	\$517,377	(\$22,395)
Indirect		\$42,372	\$40,614	(\$1,758)
	Indirect Rate	7.85%	7.85%	0.00%
TOTAL EXPENDITURES		\$582,144	\$557,991	(\$24,153)
ENDING BALANCE		\$0	\$0	\$0
STAFFING:				
	.25 Program Manager, BHC	.25 Program Manager, BHC		
	2.40 Behavior Health Counselors II	2.40 Behavior Health Counselors II		
	.33 SELPA Services Specialist	.30 SELPA Services Specialist		
Total FTEs		2.98 FTEs	2.95 FTE	-0.03

NOTE: Funded on a Fee-For-Service basis/proportionately shared by districts. Amounts to be based on actual pupil service counts as of Dec and Apr.

EAST VALLEY SELPA

FY 2021/22 BUDGET INFORMATION

EVSELPA REGIONAL PROGRAM/OVERSIGHT OF RESIDENTIAL MENTAL HEALTH

As authorized by the SELPA Board of Directors, the East Valley SELPA operates an Off-the-top residential mental health oversight program.

Staff includes .75 of Program Manager and .60 from two Behavioral Health Counselors responsible for oversight and residential placements, .20 of Accounting Technician to process NPS Mental Health/Residential invoices and parent reimbursements.

Refer to the SELPA RS/PS Narrative for FY 21/22 Health and Mandatory Benefits rates, and Indirect Cost rates.

East Valley SELPA

SELPA Regional Residential Mental Health

FY 2021/22 BUDGET INFORMATION

	Proposed	1st Interim	Increase/(Decrease)
REVENUE			
Beginning Balance	\$158,760	\$90,103	(\$68,657)
Off-the-top	\$360,897	\$326,784	(\$34,113)
TOTAL REVENUE	\$519,657	\$416,887	(\$102,770)
EXPENDITURES			
Classified Salaries	\$220,451	\$207,182	(\$13,269)
Benefits	\$90,330	\$84,324	(\$6,006)
Sub-Total	\$310,781	\$291,506	(\$19,275)
Materials & Supplies	\$0	\$695	\$0
Operations	\$23,848	\$10,797	(\$13,051)
Sub-Total	\$23,848	\$11,491	(\$12,357)
Total	\$334,629	\$302,997	(\$31,632)
Indirect	\$26,268	\$23,785	(\$2,483)
Indirect Rate	7.85%	7.85%	0.00%
TOTAL EXPENDITURES	\$360,897	\$326,784	(\$34,115)
ENDING BALANCE	\$158,760	\$ 90,103	(\$68,657)
STAFFING:	.75 Program Manager, BHC .60 Behavioral health counselors .20 Accounting Technician	.75 Program Manager, BHC .60 Behavioral health counselor .20 Accounting Technician	
Total FTEs	1.55 FTE	1.55 FTEs	0.00

NOTE: Funded Off-the-Top on a per ADA basis similar to Regional Autism Program (0270).

EAST VALLEY SELPA
FY 2021/22 BUDGET INFORMATION
EVSELPA REGIONAL PROGRAM/OCCUPATIONAL THERAPY (OT)

As authorized by the SELPA Board of Directors, the East Valley SELPA operates a Regional Program funded by a proportionate share based on student serviced counts to provide occupational therapy services.

FY 2021/22 staff will include 5.92 Occupational Therapists, .60 of a SELPA Services Specialist

Contracts for 4 Occupational Therapists and 2 COTAs

Refer to the SELPA RS/PS Narrative for FY 21/22 Health and Mandatory Benefits rates, and Indirect Cost rate.

East Valley SELPA

SELPA Regional Occupational Therapy (OT)

FY 2021/22 BUDGET INFORMATION

		Proposed	1st Interim	Increase/(Decrease)
REVENUE				
Beginning Balance		\$0	\$0	\$0
AB 602 "Off the Top" Funding	Colton	\$558,074	\$534,237	(\$23,837)
	Redlands	\$803,082	\$928,555	\$125,473
	Rim	\$108,893	\$101,760	(\$7,133)
	Yucaipa	\$333,483	\$317,998	(\$15,485)
	CSSF/EV Ops	\$0	\$0	\$0
	Total	\$1,803,532	\$1,882,550	\$79,018
TOTAL REVENUE		\$1,803,532	\$1,882,550	\$79,018
EXPENDITURES				
Classified Salaries		\$651,474	\$731,914	\$80,440
Benefits		\$270,892	\$293,839	\$22,947
	Sub-Total	\$922,366	\$1,025,753	\$103,387
Materials & Supplies		\$6,600	\$800	(\$5,800)
Operations		\$196,237	\$209,006	\$12,769
5110 Sub-agreements for Services		\$590,000	\$550,000	(\$40,000)
	Sub-Total	\$792,837	\$759,806	(\$33,031)
	Total	\$1,715,203	\$1,785,559	\$70,356
Indirect		\$88,329	\$96,991	\$8,662
	Indirect Rate	7.85%	7.85%	0.00%
TOTAL EXPENDITURES		\$1,803,532	\$1,882,550	\$79,018
ENDING BALANCE		\$0	\$0	\$0
STAFFING:	4.92 Occupational Therapist II 4.0 Contract OT (hourly) 2.0 Certified OT Asst.(COTA) .34 SELPA Services Specialist	5.92 Occupational Therapist II 4.0 Contract OT (hourly) 2.0 Certified OT Asst.(COTA) .60 SELPA Services Specialist	1.00 to start in December	
Total FTEs	5.26 FTEs (6.00 Contracts)	6.52 FTEs (6.00 Contracts)	1.26 FTE (0.00 Contracts)	

NOTE: Funded on a Fee-For-Service basis/proportionately shared by districts. Amounts to be based on actual pupil service counts as of December and April.

EAST VALLEY SELPA

FY 2021/22 BUDGET INFORMATION

PHYSICAL THERAPY SERVICES & LOW INCIDENCE ASSESSMENT

District costs shown in this budget for FY 21/22 are: .667 FTE for a School Physical Therapist II and .08 of Occupational Therapist for low incidence assessments conducted by EV SELPA.

The budget is based on the 20/21 projected operating costs. Costs are charged to district of residence proportionately based on service count via cash transfer.

Refer to the SELPA RS/PS Narrative for FY 21/22 Health and Mandatory Benefits rates, and Indirect Cost rate.

East Valley SELPA

FY 2021/22 BUDGET INFORMATION

		Proposed	1st Interim	Increase/(Decrease)
REVENUE		PT/LOW INC	PT/LOW INC	
Beginning Balance		\$0	\$0	\$0
Districts proportionate share cost based on student counts	Colton	\$50,791	\$ 45,336	(\$5,455)
	Redlands	\$72,558	\$ 64,766	(\$7,792)
	Rialto	\$0	\$ -	\$0
	Rim	\$21,767	\$ 19,430	(\$2,337)
	Yucaipa	\$0	\$ -	\$0
	Co. Schools	\$0	\$0	\$0
	TOTAL	\$145,116	\$129,532	(15,584)
TOTAL REVENUE		\$145,116	\$129,532	(15,584)
EXPENDITURES				
Classified Salaries		\$86,965	\$85,963	(\$1,002)
Benefits		\$41,384	\$29,025	(\$12,359)
	Sub-Total	\$128,349	\$114,988	(\$13,361)
Materials & Supplies		\$1,200	\$0	(\$1,200)
Operations		\$5,005	\$5,116	\$111
	Sub-Total	\$6,205	\$5,116	(\$1,089)
	TOTAL	\$134,554	\$120,104	(\$14,450)
Indirect Cost		\$10,562	\$9,428	(\$1,134)
	<i>Indirect Rate</i>	7.85%	7.85%	0.00%
TOTAL EXPENDITURES		\$145,116	\$129,532	(\$15,584)
ENDING BALANCE		\$0	\$0	\$0
STAFFING:		.667 Physical Therapist	.667 Physical Therapist	
		.08 Occupational Therapist	.08 Occupational Therapist	
Total FTEs		.747 FTE	.747 FTE	\$0.00

4.3 2021-2022 1st Quarter NPS Reimbursement Transfer



East Valley SELPA
21-22 1st Quarter NPS Cost Totals

Colton	2020-2021	2021-2022				
NPS (Students reside w/parents)	11	23				
NPS (Students in residential setting)	2	1				
	Prior Yr Q1 Total***	FY 20-21 (paid in 21-22)	ESY	Aug	Sept	Q1 Total
NPS Education*	\$ 119,560.08	\$ 5,744.53	\$ 89,493.70	\$ 69,948.13	\$ 107,484.52	\$ 272,670.88
NPS Mental Health**	\$ 62,250.27	\$ 73.96	\$ 16,020.01	\$ 19,756.87	\$ 16,129.57	\$ 51,980.41
District Total	\$ 181,810.35	\$ 5,818.49	\$ 105,513.71	\$ 89,705.00	\$ 123,614.09	\$ 324,651.29
Redlands	2020-2021	2021-2022				
NPS (Students reside w/parents)	14	19				
NPS (Students in residential setting)	5	3				
	Prior Yr Q1 Total***	FY 20-21 (paid in 21-22)	ESY	Aug	Sept	Q1 Total
NPS Education*	\$ 126,221.75	\$ 161.83	\$ 41,930.86	\$ 34,751.96	\$ 73,095.83	\$ 149,940.48
NPS Mental Health**	\$ 229,002.42	\$ -	\$ 35,425.68	\$ 34,360.48	\$ 17,964.75	\$ 87,750.91
District Total	\$ 355,224.17	\$ 161.83	\$ 77,356.54	\$ 69,112.44	\$ 91,060.58	\$ 237,691.39
Rialto	2020-2021	2021-2022				
NPS (Students reside w/parents)	14	16				
NPS (Students in residential setting)	4	4				
	Prior Yr Q1 Total***	FY 20-21 (paid in 21-22)	ESY	Aug	Sept	Q1 Total
NPS Education*	\$ 153,193.77	\$ 1,123.01	\$ 77,897.87	\$ 28,097.39	\$ 82,975.22	\$ 190,093.49
NPS Mental Health**	\$ 119,132.91	\$ -	\$ 68,232.76	\$ 27,813.04	\$ 39,719.12	\$ 135,764.92
District Total	\$ 272,326.68	\$ 1,123.01	\$ 146,130.63	\$ 55,910.43	\$ 122,694.34	\$ 325,858.41
Rim	2020-2021	2021-2022				
NPS (Students reside w/parents)	1	4				
NPS (Students in residential setting)	1	0				
	Prior Yr Q1 Total***	FY 20-21 (paid in 21-22)	ESY	Aug	Sept	Q1 Total
NPS Education*	\$ 22,190.20	\$ -	\$ 7,918.36	\$ 17,707.85	\$ 19,186.84	\$ 44,813.05
NPS Mental Health**	\$ 27,635.50	\$ -	\$ 376.75	\$ 228.00	\$ 722.40	\$ 1,327.15
District Total	\$ 49,825.70	\$ -	\$ 8,295.11	\$ 17,935.85	\$ 19,909.24	\$ 46,140.20
Yucaipa-Calimesa	2020-2021	2021-2022				
NPS (Students reside w/parents)	10	19				
NPS (Students in residential setting)	2	5				
	Prior Yr Q1 Total***	FY 20-21 (paid in 21-22)	ESY	Aug	Sept	Q1 Total
NPS Education*	\$ 60,815.13	\$ 3,604.00	\$ 52,313.94	\$ 48,215.01	\$ 64,598.45	\$ 168,731.40
NPS Mental Health**	\$ 61,952.83	\$ 10,460.00	\$ 57,775.54	\$ 40,295.47	\$ 47,326.59	\$ 155,857.60
District Total	\$ 122,767.96	\$ 14,064.00	\$ 110,089.48	\$ 88,510.48	\$ 111,925.04	\$ 324,589.00
SELPA Wide Tuition Total	\$ 481,980.93	\$ 10,633.37	\$ 269,554.73	\$ 198,720.34	\$ 347,340.86	\$ 826,249.30
SELPA Wide Mental Health Total	\$ 499,973.93	\$ 10,533.96	\$ 177,830.74	\$ 122,453.86	\$ 121,862.43	\$ 432,680.99
SELPA Wide Grand Total	\$ 981,954.86	\$ 21,167.33	\$ 447,385.47	\$ 321,174.20	\$ 469,203.29	\$ 1,258,930.29

*NPS Education includes: tuition & related services with the exception of counseling

** NPS Mental Health includes: residential cost, counseling, WRAP, residential student travel including parent travel reimbursement

*** Prior Yr totals not included in current year grand totals

4.4 EV SELPA 2021-2022 Schedule REX

EAST VALLEY SELPA 2021-22 SCHEDULE REX as of 11/5/21

LN	SACS RS A	DESCRIPTION B	A/E? C	COLTON D	REDLANDS E	RIALTO F	RIM G	YUCAIPA H	SBCSS EV OPS I	REGIONAL/ SELPA J	SELPA K	TOTAL L
ADA FOR AB 602 FUNDING												
I		CY 2021-22 Projected Total K-12 ADA per 20/21 P-2 Cert or <i>provided by district</i>	E	17,644.99	20,048.01	24,126.10	2,571.25	7,228.08	607.36			72,225.79
II		PY 20/21 SELPA Total K-12 ADA (P-2 Cert)	A	20,403.68	20,048.01	24,126.10	2,917.43	8,384.33	607.36			76,486.91
III		PPY 19/20 SELPA Total K-12 ADA	A	20,403.68	20,047.56	24,126.10	2,917.43	8,384.33	607.36			76,486.46
IV		SELPA FUNDED ADA (Greater of CY, PY, and PPY)	A	20,403.68	20,048.01	24,126.10	2,917.43	8,384.33	607.36			76,486.91
V		Prior Year (20/21) SELPA Funded ADA	A	21,006.82	20,159.88	24,173.10	3,032.53	8,517.44	420.77			77,310.54
VI		SELPA Base Rate = \$715.00, COLA 4.05%	E									
1	6500	Adjusted Base Grant Entitlement		\$ 14,588,631.20	\$ 14,334,327.15	\$ 17,250,161.50	\$ 2,085,962.45	\$ 5,994,795.95	\$ 434,262.40			\$ 54,688,140.65
1a		District Base Funding %		26.68%	26.21%	31.54%	3.81%	10.96%	0.79%			100.00%
1b		Local Special Education Property Tax Projection based on 20/21 P-2	E	\$ (993,771.05)	\$ (976,447.98)	\$ (1,175,073.31)	\$ (142,094.83)	\$ (408,362.83)				\$ 3,695,750.00
1c		District Net Funding Entitlement		\$ 13,594,860.15	\$ 13,357,879.17	\$ 16,075,088.19	\$ 1,943,867.62	\$ 5,586,433.12	\$ 434,262.40			\$ 50,992,390.65
2	6500	PS/RS Apportionment	E								\$ 1,312,638.77	\$ 1,312,638.77
3	6500	Low Incidence (604 @ \$3050.43)	E	\$ 416,432.16	\$ 480,302.12	\$ 429,206.15	\$ 40,876.78	\$ 199,274.28		\$ 276,369.09		\$ 1,842,460.58
4	6500	Out-of-Home (4.05% COLA applied to rates lacking count data for Levels 1 & 2) PY P-2 Cert Used	E	\$ 393,966.00	\$ 1,241,980.00	\$ 796,945.00	\$ 161,447.00	\$ 1,241,868.00				\$ 3,836,206.00
5		TOTAL AB 602 APPORTIONMENT	E	\$ 14,405,258.31	\$ 15,080,161.29	\$ 17,301,239.34	\$ 2,146,191.40	\$ 7,027,575.40	\$ 434,262.40	\$ 276,369.09	\$ 1,312,638.77	\$ 57,983,696.00
6		Off-the-Top Funding the SELPA										\$ -
7	6500	Autism	A	\$ (51,449.01)	\$ (50,552.17)	\$ (60,835.30)	\$ (7,356.45)	\$ (21,141.55)	\$ (1,531.49)	\$ 192,866.00		\$ -
8	6500	Mental Health Oversight (Revised 10/22/20)	A	\$ (87,172.77)	\$ (85,653.20)	\$ (103,076.45)	\$ (12,464.44)	\$ (35,821.25)	\$ (2,594.89)	\$ 326,783.00		\$ -
9	6500	Contributions to EV SELPA Operations	A	\$ (218,829.44)	\$ (215,014.88)	\$ (258,752.39)	\$ (31,289.43)	\$ (89,921.93)	\$ (6,513.94)		\$ 820,322.00	\$ -
10		SBCSS/EV Ops Fee-for-Service (last FY count with 21/22 rates)	E	\$ (4,400,694.00)	\$ (926,538.00)	\$ (3,838,741.00)	\$ (213,054.00)	\$ (924,868.00)	\$ 10,303,895.00			\$ -
11		*Add on Property Tax (Offsets FFS)	E	\$ 993,771.05	\$ 976,447.98	\$ 1,175,073.31	\$ 142,094.83	\$ 408,362.83	\$ (3,695,750.00)			\$ -
12	6500	OT Proportionate Share-Student Count (Revised 10/22/20)	E	\$ (534,237.00)	\$ (928,555.00)	\$ -	\$ (101,760.00)	\$ (317,998.00)		\$ 1,882,550.00		\$ -
13		Total Net RS 6500 AB 602 State Aid Funding and Property Tax		\$ 10,106,647.13	\$ 13,850,296.02	\$ 14,214,907.49	\$ 1,922,361.90	\$ 6,046,187.50	\$ 7,031,767.09	\$ 2,678,568.09	\$ 2,132,960.77	\$ 57,983,696.00
14 FEDERAL & STATE GRANT REVENUE (based on 20/21 Grant/Funds Awarded)												
15	3310	Total Grant/Local Assistance	E	\$ 4,095,781.00	\$ 4,177,175.00	\$ 4,341,498.00	\$ 606,612.00	\$ 1,961,122.00	\$ 365,503.00	\$ -	\$ -	\$ 15,547,691.00
16	3311	Private School Prop Share (reported on Line D - Exp Report)	E	\$ 43,017.00	\$ 24,581.00	\$ 4,609.00	\$ 10,754.00	\$ 13,827.00	\$ -	\$ -	\$ -	\$ -
17	3310	Balance	E	\$ 4,052,764.00	\$ 4,152,594.00	\$ 4,336,889.00	\$ 595,858.00	\$ 1,947,295.00	\$ 365,503.00	\$ -	\$ -	\$ -
18	3315	Grant/Fed.Preschool	E	\$ 101,549.00	\$ 92,233.00	\$ 105,275.00	\$ 9,316.00	\$ 45,650.00	\$ 14,906.00	\$ -	\$ 19,418.00	\$ 388,347.00
19	3326	Grant/Supporting Inclusive Practices	A	\$ -	\$ -	\$ -	\$ -	\$ -	\$ -	\$ -	\$ 18,000.00	\$ 18,000.00
20	3327	Grant/Mental Health Services	E	\$ 238,077.00	\$ 233,923.00	\$ 281,511.00	\$ 34,042.00	\$ 97,832.00	\$ 7,087.00	\$ -	\$ -	\$ 892,472.00
21	3345	Grant/Infant-Presch.Staff Dev.	E	\$ 730.00	\$ 659.00	\$ 690.00	\$ 62.00	\$ 286.00	\$ 101.00	\$ -	\$ -	\$ 2,528.00
22	3385	Grant/Part C Early Intervention	E	\$ -	\$ 14,436.00	\$ -	\$ -	\$ -	\$ 57,745.00	\$ -	\$ -	\$ 72,181.00
23	3395	Grant/ADR-E	E	\$ -	\$ -	\$ -	\$ -	\$ -	\$ -	\$ -	\$ 14,601.00	\$ 14,601.00
24	3395	Grant/ADR Spec Ed COVID-19 (awarded 20/21 \$85,816)	A	\$ -	\$ -	\$ -	\$ -	\$ -	\$ -	\$ -	\$ 49,515.00	\$ 49,515.00
25	6510	Infant Entitlement	E	\$ -	\$ 385,266.00	\$ -	\$ -	\$ -	\$ 1,541,062.00	\$ -	\$ -	\$ 1,926,328.00
26	6536	ADR COVID (DP/DR) Funds	A	\$ 277,501.00	\$ 277,501.00	\$ 298,057.00	\$ 41,111.00	\$ 133,612.00	\$ -	\$ -	\$ 243,446.00	\$ 1,271,228.00
27	6537	Learning Recovery Support	A	\$ 1,544,541.00	\$ 1,544,541.00	\$ 1,658,952.00	\$ 228,822.00	\$ 743,668.00	\$ -	\$ -	\$ -	\$ 5,720,524.00
28	6546	Mental Health AB 114 (50/50) - *First 50% distributed 10/12/21	E	\$ 1,367,503.00	\$ 1,343,665.00	\$ 1,616,989.00	\$ 195,533.00	\$ 561,938.00	\$ 40,707.00	\$ -	\$ -	\$ 5,126,335.00
29	6515	Grant/Infant Discretionary	E	\$ -	\$ 7,907.00	\$ -	\$ -	\$ -	\$ 31,628.00	\$ -	\$ -	\$ 39,535.00
30		TOTAL REVENUE (AB602 Plus Federal & State Grants)		\$ 17,732,329.13	\$ 21,927,602.02	\$ 22,517,879.49	\$ 3,037,859.90	\$ 9,590,295.50	\$ 9,090,506.09	\$ 2,678,568.09	\$ 2,477,940.77	\$ 89,052,981.00
31 EXPENDITURES (Transfers to SELPA based on Governance & IEP Decisions)												
32	6500/6512/ 3327	NPS Contract Costs /Tuition FN 1180, Billback (quarterly)	E	\$ (1,118,946.00)	\$ (604,853.00)	\$ (780,077.00)	\$ (183,897.00)	\$ (693,509.00)				\$ (3,381,282.00)
33	6500/6512/ 3327	NPS Mental Health Counseling and Residential/FN 3900 Billback (quarterly)	E	\$ (204,722.00)	\$ (345,450.00)	\$ (534,703.00)	\$ (5,227.00)	\$ (609,898.00)				\$ (1,700,000.00)
34	3327/6512	SELPA MH Prop Share - Student Count	E	\$ (239,139.00)	\$ (68,325.00)	\$ -	\$ (239,139.00)	\$ (11,388.00)				\$ (557,991.00)
35	9279	Physical Therapy/Assistive Technology	E	\$ (45,336.00)	\$ (64,766.00)	\$ -	\$ (19,430.00)	\$ -				\$ (129,532.00)
36	6500	CCS MTU	E	\$ (9,265.00)	\$ (9,924.00)	\$ (9,615.00)	\$ (1,438.00)	\$ (4,758.00)				\$ (35,000.00)
37	6500	Due Process	E	\$ (260,926.00)	\$ (279,485.00)	\$ (285,073.00)	\$ (40,511.00)	\$ (134,005.00)				\$ (1,000,000.00)
38	9273	Information Systems	E	\$ (50,354.00)	\$ (53,936.00)	\$ (55,014.00)	\$ (7,817.00)	\$ (25,861.00)	\$ (6,740.00)			\$ (199,722.00)
39		TOTAL EXPENDITURES		\$ (1,928,688.00)	\$ (1,426,739.00)	\$ (1,664,482.00)	\$ (497,459.00)	\$ (1,479,419.00)	\$ (6,740.00)	\$ -	\$ -	\$ (7,003,527.00)
40		PROJECTED TOTAL REVENUE LESS EXPENDITURES		\$ 15,803,641.13	\$ 20,500,863.02	\$ 20,853,397.49	\$ 2,540,400.90	\$ 8,110,876.50	\$ 9,083,766.09	\$ 2,678,568.09	\$ 2,477,940.77	\$ 82,049,454.00

4.5 EV SELPA 2021-2022 Fiscal Reporting Calendar



2021-22 FISCAL REPORTING CALENDAR

JULY 2021

- 7/06/21** SELPA to turn in Personnel Data Report to CDE for SELPA Consortium – DONE
- 7/09/21** Districts to provide SELPA June PARs and PYR for TPP - DONE
- 7/15/21** SELPA to provide Q4 (20/21) NPS Reimbursement Transfer for invoices received-to-date to districts at Steering/Finance meeting
- 7/15/21** SELPA to present AB 602 June 2021 CDE Certification and updated REX
- 7/16/21** Districts to provide signed Grant Expenditure Report #3 (Apr 1 – Jun 30 PY) expenditure reports to SELPA if Final hasn't been submitted.
- 7/16/21** SELPA to receive entire application packet for 21/22 Spec Ed ADR grant to be submitted before Aug 9
- 7/30/21** Districts to provide PDF copy of completed and submitted Personnel Data Report to SELPA - DONE
- 7/30/21** SELPA finalize closing of FY 20/21
- 7/30/21** SELPA to submit May and June 2021 TPP Service and Certified Invoices to DOR

AUGUST 2021

- 8/16/21** Districts to provide SELPA August PARs and PYR for TPP
- 8/16/21** Districts to provide UA DAT file to SELPA for MOE tests
- 8/20/21** Districts to provide SELPA July PARs and PYR for TPP
- 8/31/21** SELPA to send preliminary MOE to district's fiscal staff via e-mail
- 8/31/21** Learning Recovery and Alternate Dispute Resolution (ADR) COVID Funds Allocations – General Fund (GF)

SEPTEMBER 2021


- 9/16/21** SELPA to present preliminary SEMA and SEMB MOE results, SYT, and Excess Cost Calculation worksheets at Steering/Finance meeting
- 9/16/21** SBCSS to present PY (20/21) fee-for-service Budget to Actuals, Year-end actuals and return of funds at Steering/Finance.
EV SELPA to present PY (20/21) Occupational Therapy Regional/ Proportionate Share Program return of funds at Steering/Finance
- 9/16/21** SELPA to present PY (20/21) adjusted 4th Quarter NPS reimbursement transfers and Fiscal Year total costs at Steering/Finance
- 9/17/21** Districts to provide SELPA August PARs and PYR for TPP
- 9/30/21** SELPA to submit July TPP Service and Certified Invoices to DOR
- 9/30/21** Learning Recovery and Alternate Dispute Resolution (ADR) COVID Funds Allocations to Districts

OCTOBER 2021

- 10/01/21** SELPA to begin working on 1st Interim budget revisions. Districts provide SELPA with CY (21/22) P-1 ADA estimates & changes to PY ADA (if any) by Oct 15 for First Interim reporting and Projections
- 10/01/21** Alternate Dispute Resolution and Learning Recovery Funds Plans due to CDE – Submitted
- 10/07/21** SELPA to present Final SEMA, SEMB, SYT, Excess Cost Reports at Steering/Finance due to CDE 11/15/21
- 10/07/21** SELPA to submit PY (20/21) Annual Infant Funding Report to SBCSS – Done
- 10/15/21** Districts to provide Grant Exp Report 4 or Final (July 1 – September 30 CY) to SELPA if applicable
- 10/18/21** SELPA to submit Extraordinary Cost Pool (ECP) program claim to SBCSS for CDE submission - Done
- 10/18/21** Districts to provide SELPA September PARs and PYR for TPP
- 10/29/21** Deadline for SELPA/SBCSS to submit CY (21/22) Part C Early Start Application to CDE
- 10/29/21** Deadline for SELPA/SBCSS to submit PY (20/21) Extraordinary Cost Pool claim to CDE – funded at Annual - Done
- 10/29/21** SELPA to submit Aug. TPP Service and Certified Invoices to DOR

Subject to change, updated as needed.

Updated 10/5/21



2021-22 FISCAL REPORTING CALENDAR

NOVEMBER 2021

- 11/02/21** SELPA to submit Infant Waiver Request to CDE if applicable
- 11/10/21** SELPA to present CY (21/22) 1st Interim EV SELPA Budgets at Steering/Finance
- 11/10/21** SELPA to present CY (21/22) 1st Quarter NPS reimbursement transfer for invoices at Steering/Finance
- 11/10/21** SELPA to present Schedule REX (21/22 projections) at Steering/Finance
- 11/12/21** Districts to verify Fall 1 count for SBCSS Fee-for-Service
- 11/15/21** SELPA to submit Maintenance of Effort SEMA 20/21 Unaudited Actuals vs. 19/20 Actuals to CDE
- 11/15/21** SELPA to submit Maintenance of Effort SEMB 20/21 Unaudited Actuals vs. 21/22 Budget to CDE
- 11/15/21** SELPA to submit Excess Cost Calculation(s) to CDE
- 11/15/21** SELPA to submit Maintenance of Effort Subsequent Year Tracking Worksheets to CDE
- 11/15/21** SELPA to submit Table 8 due to CDE
- 11/22/21** Districts to provide Oct PARs and PYR for TPP to SELPA
- 11/30/21** SELPA to submit Medi-Cal Program 2021-22 Annual report
- 11/30/21** SELPA to submit September TPP Service and Certified Invoices to DOR

DECEMBER 2021

- 12/10/21** Districts to provide November PARs and PYR for TPP to SELPA
- 12/10/21** ***Districts to provide SELPA DAT file for SEMAI (1st Interim) for MOE monitoring due to BAS 12/15/21***
- 12/20/21** SELPA to provide CY (21/22) Fall Count for SBCSS Fee-for-service Students to SBCSS
- 12/31/21** SELPA to submit October TPP Service and Certified Invoices to DOR

JANUARY 2022

- 1/05/22** SELPA to provide NPS P-1 ADA to Districts ***District deadline to BAS TBD
- 1/14/22** SELPA to submit to SBCSS Infant Funding Report for P-1, to CDE January 31
- 1/14/22** Districts to provide Grant Expenditure Report # 1 (Jul 1 – Dec 31) to SELPA for CY (21/22)
- 1/28/22** SELPA to submit November TPP Service and Certified Invoices to DOR
- 1/31/22** Districts to provide December PARs and PYR for TPP to SELPA

FEBRUARY 2022

- 2/10/22** SELPA to present 21-22 2nd Interim EV SELPA Budgets
- 2/10/22** ***SELPA to present SEMAI 1st Interim MOE summary report***
- 2/10/22** SELPA to present CY (21/22) 2nd Quarter NPS reimbursement transfer for invoices paid thru Dec 2021 at Steering/Finance
- 2/11/22** Districts to provide January PARs and PYR for TPP to SELPA
- 2/11/22** Districts to provide SELPA with CY 21/22 P-2 estimates
- 2/16/22** Districts to provide SELPA with 2nd Interim DAT for SEMAI monitoring
- 2/28/22** SELPA to provide Budget Development documents for FY 22/23 to AU, SBCSS-Internal Business Services
- 2/28/22** SELPA to submit December TPP Service and Certified Invoices to DOR
- TBD** SELPA to prepare February certifications for CY (21/22) and PY (20/21, 19/20) AB602 Funding Allocation

MARCH 2022

- 3/10/22** SBCSS to present EV Ops FFS Budget - 2nd Interim update
- 3/10/22** SELPA to present CY (21/22) Fall Regional services Proportionate Share Costs as of 2nd Interim related to OT, MH & PT at Steering/Finance
- 3/11/22** ***Districts to provide SELPA DAT file for SEMAI (2nd Interim) for MOE monitoring due to BAS 3/17/22***
- 3/18/22** Districts to provide February PARs and PYR for TPP to SELPA
- 3/25/22** SELPA to send PY (20/21 Annual, 19/20 Annual 2) AB602 allocations based on February Certifications to districts by e-mail

Subject to change, updated as needed.

Updated 10/5/21



2021-22 FISCAL REPORTING CALENDAR

- 3/25/22** SELPA to send the CY (21/22) AB602 Certifications based on P-1 State Funding Exhibit to districts by e-mail
3/31/22 SELPA to submit January TPP Service and Certified Invoices to DOR

APRIL 2022

- TBD** SELPA to present 22/23 Operating Budget to Board Budget Ad Hoc
4/07/22 SBCSS to present EV County Operated Spec Education FFS budget and Proposed rates for FY 22/23 at Steering/Finance
4/07/22 SBCSS to present Student Services Counseling Center – Intensive Therapeutic Services rate for FY 22/23
4/07/22 ***SELPA to present SEMAI 2nd Interim MOE summary report***
4/08/22 Districts to confirm county-served students Spring count for FFS
4/15/22 Districts to provide March PARs and PYR for TPP to SELPA
TBD SELPA to send districts Low Incidence Inventory Report for review
4/15/22 SELPA to submit 2019-20 CRCS to DHCS for Medi-CAL (due date changed from November 2021)
4/18/22 SELPA to provide P-2 NPS ADA to districts *District deadline to BAS April 22nd
4/18/22 CDE Personnel Data Report communication expected for access and completion
4/19/22 SELPA to submit P-2 Infant Funding Report to SBCSS, due to CDE May 1
4/21/22 Districts to provide Grant Expenditure Report #2 (Jan 1 – Mar 31) or Final to SELPA for CY (21/22)
4/22/22 Districts to complete final requests for Low Incidence materials and equipment purchases for FY 21/22
4/29/22 SELPA to submit February TPP Service and Certified Invoices to DOR

MAY 2022

- TBD** Districts to return Low Incidence Inventory verification report to SELPA (Elizabeth Coronel)
5/12/22 SELPA to present 3rd Quarter NPS reimbursement transfer for invoices paid at Steering/Finance
5/12/22 SELPA to present FY 22/23 Proposed EV SELPA Operating Budgets at Steering/Finance
5/12/22 SELPA to present 22/23 Annual Budget and Service Plans at Steering/Finance
5/12/22 SELPA to present final FY 21/22 EV County Operated Spec Education FFS average count/fees and Regional services (MH, OT & PT) student count and proportionate shared costs
5/13/22 Districts to provide April PARs and PYR for TPP to SELPA
5/25/22 SELPA to present to Board of Directors EV SELPA FY 22/23 Operating Budgets and SBCSS EV County Operated Spec Education FFS FY 22/23 rates
5/31/22 SELPA to submit March TPP Service and Certified Invoices to DOR

JUNE 2022

- 6/03/22** - Districts to send SELPA pdf copy of Personnel Data Report submitted to CDE
6/09/22 SELPA to present FY 22/23 Schedule REX based on Governor's May Revise
6/10/22 - Districts to provide May PARs and PYR for TPP to SELPA
6/30/22 - SELPA to submit April TPP Service and Certified Invoices to DOR
TBD - SELPA to finalize AB602 CDE Certifications for CY (21/22) and PY (20/21, 19/20)

PROGRAM ITEMS

4.6 Dispute Prevention & Resolution (ADR) & Learning Recovery Plan Oversight

Rialto USD – Learning Recovery Plan Monitoring

Directions: Refer to your district's Learning Recovery Plan to indicate progress on Areas of Impact since the last reporting period.

Impacted Area: Additional Support and Services Needed to Address Identified Learning Needs
Description of Services/Activities Aligned with Area of Impact:
Students Served by Services/Activities <div style="display: flex; justify-content: space-between;"> <div style="width: 30%;"> <ul style="list-style-type: none"> - Low Incidence Students - English Learners </div> <div style="width: 30%;"> <ul style="list-style-type: none"> - Mild/Mod Students - Free/Reduced Lunch Eligible </div> <div style="width: 30%;"> <ul style="list-style-type: none"> - Mod/Severe Students - Speech Only Students </div> </div>
Results/Outcomes
Evidence of Results/Outcomes
Date(s) of Implementation

Impacted Area: Assessing Learning and Academic Needs of Students
Description of Services/Activities Aligned with Area of Impact:
Students Served by Services/Activities <div style="display: flex; justify-content: space-between;"> <div style="width: 30%;"> <ul style="list-style-type: none"> - Low Incidence Students - English Learners </div> <div style="width: 30%;"> <ul style="list-style-type: none"> - Mild/Mod Students - Free/Reduced Lunch Eligible </div> <div style="width: 30%;"> <ul style="list-style-type: none"> - Mod/Severe Students - Speech Only Students </div> </div>
Results/Outcomes
Evidence of Results/Outcomes
Date(s) of Implementation

Impacted Area: Social Emotional Needs
Description of Services/Activities Aligned with Area of Impact:
Students Served by Services/Activities
<div> <div>- Low Incidence Students</div> <div>- English Learners</div> </div> <div> <div>- Mild/Mod Students</div> <div>- Free/Reduced Lunch Eligible</div> </div> <div> <div>- Mod/Severe Students</div> <div>- Speech Only Students</div> </div>
Results/Outcomes
Evidence of Results/Outcomes
Date(s) of Implementation

Impacted Area: High Quality and Instruction
Description of Services/Activities Aligned with Area of Impact:
Students Served by Services/Activities
<div> <div>- Low Incidence Students</div> <div>- English Learners</div> </div> <div> <div>- Mild/Mod Students</div> <div>- Free/Reduced Lunch Eligible</div> </div> <div> <div>- Mod/Severe Students</div> <div>- Speech Only Students</div> </div>
Results/Outcomes
Evidence of Results/Outcomes
Date(s) of Implementation

Impacted Area: Other Impacted Areas (Missed services)
Description of Services/Activities Aligned with Area of Impact:
Students Served by Services/Activities
- Low Incidence Students - Mild/Mod Students - Mod/Severe Students - English Learners - Free/Reduced Lunch Eligible - Speech Only Students
Results/Outcomes
Evidence of Results/Outcomes
Date(s) of Implementation

Indicate funds spent to date

Object Code	Amount Allocated	Amount Spent (To Date)	Amount Remaining
1000 – Certificated Salaries			
2000 – Classified Salaries			
3000 – Employee Benefits			
4000 – Materials and Supplies			
5000 – Services and other operating costs			
7300 – Indirect Costs			
Totals			

Form Completed By: _____

Date Received by SELPA:
Date Returned to District for Additional Information:
Additional Information Needed:
Date Accepted by SELPA:

4.7 CDE Update on Early Childhood Education



SELPA Director Meeting

Heather Calomese, Division Director, Special Education
Sheila Self, Education Administrator, Early Learning and Care
October 1, 2021

CALIFORNIA DEPARTMENT OF EDUCATION

Tony Thurmond, State Superintendent of Public Instruction

New Opportunities for System Improvements

- Universal Transitional Kindergarten (TK) and Pre-K Planning and Implementation Grant Program.
- CSPP Expansion.
- Increase reimbursement rates, fee waivers, and transfers in contracts.
- Expansion of Supporting Inclusive Practices Preschool Grant.
- Multilingualism and Dual Language Learner (DLL) Funding.
- Updating English Learner roadmap and expanding DLL grants.
- Credentialing and refresh of Early Childhood Educator Specialist.

2021-22 Budget for Early Learning

- \$300 million in Universal Prekindergarten (UPK) Planning and Implementation Grants:
 - \$200 million for local educational agency (LEA) grants.
 - \$100 million for workforce development.
- \$130 million for LEAs CSPP expansion:
 - Part-day and full-day CSPP slots.
- \$10 million for the California Department of Education (CDE) to update the Preschool Learning Foundations and adapt the Desired Results Developmental Profile assessment and include direct assessments of literacy and math.

Update on Transitional Kindergarten (1)

- Universal TK will be phased in over five years until all four-year-old children are eligible by September 1, 2024.
- 2021–22 is a planning year where LEAs will be required to address issues regarding the TK implementation including: Workforce, Facilities, Children, and Programs.
- Requires new quality improvement conditions including reduced group size and adult-to-student ratios.
- Extends deadline to meet TK teacher requirements to August 1, 2023.

Update on Transitional Kindergarten (2)

- California could serve as many as 345,000 more children in TK.
- LEAs who provide TK will be able to use average daily attendance as the funding source.
- TK is optional. Parents can continue to enroll children in CSPP, federal Head Start, or private programs.
- Requires new quality improvement conditions including reduced group size and adult-to-student ratios.

Update on California State Preschool Program (1)

- Budget provided \$130 million to expand CSPP, a means tested part or full-day program, which serves eligible three and four-year-old children.
- Both LEAs and community-based organizations operate CSPPs.
- Expansion funding specifically targeted to LEAs based on the funding source.
- Clarifies that TK eligibility does not impact family eligibility for other early learning and care programs.

Update on California State Preschool Program (2)

- LEAs will partner with Title I, Special Education, Expanded Learning and Nutrition services to build innovative models that:
 - Create seamless full-day experiences,
 - Are fully inclusive, and
 - Support and sustain home language for multilingual learners for all four and five-year-old children.
- LEA and community based organizations operating CSPPs will move toward serving younger children, especially three-year-old children.
 - In 2019, 60.4 percent of three-year-old children eligible for a state subsidized program were not enrolled.

Overview of Preschool to Grade Three (1)

- The vision for P-3 is to improve the quality and coherence of children's learning opportunities by focusing on:
 - Experiences children have in early learning settings:
 - Preschool, Head Start, CSPP, and TK.
 - Experiences children have in elementary school:
 - Kindergarten through third grade, and beyond.
- High-quality, inclusive early education can dramatically improve child outcomes.
- Aligned and supportive early elementary experiences are necessary to sustain gains.

Overview of Preschool to Grade Three (2)

- Support expansion of high-quality preschool programs.
- Create equitable access to preschool, and to early intervention and parental support services.
- Implement best practices for multilingual learners.
- Actively dismantle inequities.
- Sustain early gains.
- Support P-3 workforce.
- Collect, integrate, and use data.

Opportunities and Reflections

- As the CDE is working to increase the number of children fully served in inclusive early education settings and with UPK planning taking place, how can you engage in the planning process at the local or county level?
- Who are the Early Education Directors, Assistant Superintendents, and so on who you need to contact to ensure that special education is represented in the plan?

4.8 Credential Monitoring - CalSAAS

Collaboration Meeting
Special Education – EV SELPA
November 10, 2021

Discussion Items

Assignment Monitor & Review (AMR)

- California Statewide Assignment Accountability System (CalSAAS)
 - System Purpose: Annual review of K-12 certificated assignments
 - [Ed Code 44258.9](#) – Updated in January 2020
 - From a four-year review timeframe to an annual review
 - SBCSS Credentials Department Responsibilities
 - 2020/21: First Annual 100% Review
 - Currently preparing for 2021/22 review for April – June 2022
 - CalSAAS Exceptions
 - California Department of Education (CDE): Assignment
 - Source: CALPADS Data
 - Commission on Teacher Credentialing (CTC): Certification
 - Preschool, Child Development, & Adult Education assignments
 - Includes Early Childhood Special Education (ECSE)
 - Reviewed annually outside of CalSAAS
 - Reason: Currently, no CALPADS codes for these assignments
 - CALPADS Data Reporting
 - [Fall 2 Reporting based on Census Date](#)
 - 2021/22 School Year
 - Census Date: October 06, 2021
 - Always the first Wednesday in October
 - Fall 2 Certification Deadline: March 4, 2022
 - CALPADS Data
 - What happens when reporting SpEd as a GenEd Assignment
 - Impacts on Assignment Monitoring
 - CDE's [CALPADS Update Flash #201](#)
 - Instructional Strategies (SpEd Teacher of Record: 700)
 - Staff Job Classification (SpEd RSP Support: 27)
 - SpEd Assignments in the AMR process
 - Primary Disabilities
 - Alternative Placement (ALTP) based on IEP
 - Appropriate Assignment
 - Documentation Required
 - Low Incidence Service Providers

- [Ed Code 44265.5](#)
 - Visual Impairment (VI)
 - Deaf or Hard of Hearing (DHH)
 - Orthopedically Impaired (OI)
- Misassignments

Resources

- New [Special Education Chart](#)
- CTC [Special Education FAQs](#)
- Changes – New Program Standards
 - [Mild to Moderate & Extensive Support Needs Credentials](#)
 - Timeline Source: CTC Transition Webinar October 10, 2020
 - October 1, 2020: Plans to Transition were due to CTC
 - Fall 2020 – Spring 2022: Ongoing technical assistance from CTC staff
 - Fall 2020 – Spring 2022: Program redesign to meet new standards and TPEs
 - **October 15, 2021:** Indigo Cohort [Program Review](#) due to CTC
 - In lieu of submitting Plan for Implementation
 - **October 31, 2021:** [Plans for Implementation](#) due to CTC
 - Spring 2022: IHEs receive feedback on Plans for Implementation
 - Summer/Fall 2022: Full transition to new standards, TPEs, and Special Ed CalTPA
 - Program sponsors may not fully begin offering the new credential program until summer/fall 2022.
 - Chart Source: CTC Transition Webinar October 10, 2020

Federal Disability Categories	MMD (Current)	MMSN (New)	MSD (Current)	ESN (New)
Autism	✓	✓	✓	✓
Deaf/Blindness			✓	✓
Emotional Disturbance	✓	✓	✓	✓
Intellectual Disability	✓	✓	✓	✓
Multiple Disabilities		✓	✓	✓
Orthopedic Impairment		✓		✓
Other Health Impairment	✓	✓		✓
Specific Learning Disability	✓	✓		✓
Traumatic Brain Injury		✓		✓

- Key:
 - MMD – Mild to Moderate Disabilities
 - MMSN – Mild to Moderate Support Needs
 - MSD – Moderate to Severe Disabilities

- **ESN** – Extensive Support Needs

Collaboration

- Building Bridges

Assignments Authorized by Currently Issued Special Education Authorizations

✓ = Authorizes service in identified disability category; X = Does not authorize service in identified disability category

* = These authorizations may only be added to a base special education teaching credential as an Added Authorization (AA)

** The Language and Academic Development (LAD) authorization allows services for students identified with academic communication and language needs in the following areas: language development, school readiness and social skills, and literacy development addressing competencies across the curriculum in listening, speaking, reading, writing, and academic areas.

<i>Credential Authorization</i>	<i>Grade Levels</i>	<i>Auth. Code</i>	Specific Learning Disability	Intellectual Disabilities ¹	Emotional Disturbance	Multiple Disabilities	Autism Spectrum Disorders	Deafness or Hearing	Deaf-Blindness	Visual Impairment (Including Blindness)	Orthopedic Impairment	Other Health Impairment	Traumatic Brain Injury	Language & Academic	Resource Specialist	Adapted Physical Education
Mild/Moderate	K-12 (up to age 22)	R3MM	✓	✓	✓	X	X	X	X	X	X	✓	X	X	✓	X
Moderate/Severe	K-12 (up to age 22)	R3MS	X	✓	✓	✓	✓	X	✓	X	X	X	X	X	✓	X
Deaf and Hard of Hearing	Birth to age 22	R3DH	X	X	X	X	X	✓	✓	X	X	X	X	X	✓	X
Physical & Health Impairment	Birth to age 22	R3PI	X	X	X	✓	X	X	X	X	✓	✓	✓	X	✓	X
Visual Impairment	Birth to age 22	R3VI	X	X	X	X	X	X	✓	✓	X	X	X	X	✓	X
Early Childhood Special Education	Birth to Pre-K	R3EC	✓	✓	✓	✓	✓	X	X	X	X	✓	✓	X	✓	X
Language & Academic Development	Pre-K to age 22	R3LD	X	X	X	X	X	X	X	X	X	X	X	✓**	✓	X
Autism Spectrum Disorders*	See Base Credential	AAAS	X	X	X	X	✓	X	X	X	X	X	X	X	X	X
Deaf-Blind*	See Base Credential	AADB	X	X	X	X	X	X	✓	X	X	X	X	X	X	X
Emotional Disturbance*	See Base Credential	AAED	X	X	✓	X	X	X	X	X	X	X	X	X	X	X
Orthopedic Impairment*	See Base Credential	AAOI	X	X	X	X	X	X	X	X	✓	X	X	X	X	X
Other Health Impairment*	See Base Credential	AAOH	X	X	X	X	X	X	X	X	X	✓	X	X	X	X
Traumatic Brain Injury*	See Base Credential	AATB	X	X	X	X	X	X	X	X	X	X	✓	X	X	X
Early Childhood AA/Certificate*	Birth to Pre-K	ECSE	✓	✓	✓	✓	✓	X	X	X	X	✓	✓	X	X	X
Resource Specialist AA/Certificate*	See Base Credential	RSAA	X	X	X	X	X	X	X	X	X	X	X	X	✓	X
Adapted Physical Education*	See Base Credential	APEA	X	X	X	X	X	X	X	X	X	X	X	X	X	✓

¹ While the federal disability category of *Intellectual Disabilities* is authorized by both Mild/Moderate and Moderate/Severe, the distinction for each specialty area lies in the intensity of the special education instructional services needed for the individual student as identified in the IEP. CA Education Code section 56030.5 defines "Severely disabled" to mean "individuals with exceptional needs who require intensive instruction and training in programs serving pupils with the following profound disabilities: autism, blindness, deafness, severe orthopedic impairments, serious emotional disturbances, severe mental retardation, and those individuals who would have been eligible for enrollment in a development center for handicapped pupils under Chapter 6 (commencing with Section 56800) of this part, as it read on January 1, 1980."

Notice: Commission Flexibilities Related to Coronavirus (COVID-19)

[➤ More Information](#)

Commission on Teacher Credentialing

Special Education FAQs

[Home](#) | [Credentialing Information](#) | [Assignment Resources](#) | [Special Education FAQs](#)

Special Education FAQs

- **In order for special education students in High School to receive graduation credit in Math does the teacher have to hold both an Education Specialist and a Single Subject Math credential?**
 - **Does the Deaf and Hard-of-Hearing (DHH) credential authorize teaching American Sign Language (ASL)?**
 - **What is an alternate placement?**
 - **What credential is required to teach Physical Education in a Special Education classroom?**
 - **Can one educator serve in a Special Day Class (SDC) as the teacher of record and provide Resource Specialist Program (RSP) services during the same periods to the same group of students?**
-

Updated September 21, 2021

4.9 CDE Compliance Monitoring 2021-2022

Item 4.9
CDE Compliance Monitoring 21-22

CDE Overdue IEPs
Data Pull 10/8/21

Overdue Initials (Plan Type 30/300)

LEA	Days Past Timeline				Total Pending Assessments
	15 - 30	31 – 60	61 - 90	91+	
Colton	0	0	1	4	5
Redlands	0	0	0	4	4
Rialto	0	0	0	1	1
Rim	0	0	0	1	1
Yucaipa	0	0	0	0	0
SBCSS	0	0	0	0	0
Total	0	0	1	10	11

Overdue Annual IEPs

LEA	Days Past Timeline					Total Overdue Annuals
	< 15	15 – 30	31 – 60	61 - 90	91+	
Colton	99	56	25	1	74	255
Redlands	73	49	16	0	64	202
Rialto	58	28	10	1	49	146
Rim	15	15	4	0	27	61
Yucaipa	16	15	3	0	10	44
Total	261	163	58	2	224	708

NPS Monitoring

NPS Monitoring Processes

- Annual Monitoring – Form EV-91
 - LEA – complete visit/form for each NPS student – annually
 - Email to Jennifer for submission to CDE
- Pre-Placement Visit – Form EV-90
 - LEA/SELPA collaboration – complete visit/form when considering placement at an NPS if no EV SELPA students are currently placed at site
 - Form completed by LEA and emailed to Jennifer
- Behavior Training Verification
 - SELPA – Conducts verifications for all contracted NPS/As
 - LEA – Conducts verifications for any LEA-contracted NPA
- RTC
 - EV SELPA completes Annual Monitoring & Pre-Placement visits for all RTCs

NPS Site Information

- Leroy Haynes Educational Center
 - Bliss – M/S & Autism
- Joan Macy
 - Girls – Joan Macy
 - Co-Ed ED Program – Renaissance
- Childhelp CDE Visit

4.10 IEP Implementation

4.11 SBCSS Fee-for-Service Verification Process



SBCSS FEE-FOR-SERVICE VERIFICATION FORM
November 2021

Date

DISTRICT NAME: Colton Joint Unified School District

DIRECTOR'S NAME: Rob Pearson

Instructions:

1. Review accuracy of student data and services on each worksheet provided.
 - a. Identify corrections needed. Work with SBCSS Area Director to ensure corrections are made (i.e. in WebDA or an IEP addendum, if necessary).
2. Review accuracy of student data counts by service programs per EV SELPA Board approved fee service program rates.
 - a. Record the student counts provided by the EV SELPA.
 - b. Indicate the correct student count as verified by the District.
3. Sign and return this form to Andrea Tennyson (andrea.tennyson@sbcss.net) by **November 19, 2021.**

Date

<u>EV SELPA Board Approved SBCSS FFS Program Services</u>	Service Acronym	Student Count provided by EV SELPA	Service Count verified by District
Specialized Academic Instruction/Self-Contained	SAI	65	
<i>Additional related services included in SAI program</i>	APE/LSH/SHL	84	
Low Incidence	LI		
<i>~Deaf and Hard of Hearing</i>	DHH	27	
<i>~Orientation & Mobility Service</i>	O&M	8	
<i>~Visual Impairment Itinerant</i>	VI	17	
1:1 Aide	1:1	5	
Intensive Therapeutic	IC	4	

I confirm the accuracy of the above data.

DIRECTOR SIGNATURE: _____ **DATE:** _____



SBCSS FEE-FOR-SERVICE VERIFICATION FORM
November 2021

Date

DISTRICT NAME: Redlands Unified School District

DIRECTOR'S NAME: Patricia Buchmiller

Instructions:

1. Review accuracy of student data and services on each worksheet provided.
 - a. Identify corrections needed. Work with SBCSS Area Director to ensure corrections are made (i.e. in WebDA or an IEP addendum, if necessary).
2. Review accuracy of student data counts by service programs per EV SELPA Board approved fee service program rates.
 - a. Record the student counts provided by the EV SELPA.
 - b. Indicate the correct student count as verified by the District.
3. Sign and return this form to Andrea Tennyson (andrea.tennyson@sbcss.net) by **November 19, 2021.**

Date

<u>EV SELPA Board Approved SBCSS FFS Program Services</u>	Service Acronym	Student Count provided by EV SELPA	Service Count verified by District
Specialized Academic Instruction/Self-Contained	SAI	6	
<i>Additional related services included in SAI program</i>	APE/LSH/SHL	9	
Low Incidence	LI		
<i>~Deaf and Hard of Hearing</i>	DHH	9	
<i>~Orientation & Mobility Service</i>	O&M	9	
<i>~Visual Impairment Itinerant</i>	VI	44	
1:1 Aide	1:1	1	
Intensive Therapeutic	IC	1	

I confirm the accuracy of the above data.

DIRECTOR SIGNATURE: _____ **DATE:** _____



SBCSS FEE-FOR-SERVICE VERIFICATION FORM

November 2021

Date

DISTRICT NAME: Rialto Unified School District

DIRECTOR'S NAME: Bridgette Ealy

Instructions:

1. Review accuracy of student data and services on each worksheet provided.
 - a. Identify corrections needed. Work with SBCSS Area Director to ensure corrections are made (i.e. in WebDA or an IEP addendum, if necessary).
2. Review accuracy of student data counts by service programs per EV SELPA Board approved fee service program rates.
 - a. Record the student counts provided by the EV SELPA.
 - b. Indicate the correct student count as verified by the District.
3. Sign and return this form to Andrea Tennyson (andrea.tennyson@sbcss.net) by **November 19, 2021.**

Date

<u>EV SELPA Board Approved SBCSS FFS Program Services</u>	Service Acronym	Student Count provided by EV SELPA	Service Count verified by District
Specialized Academic Instruction/Self-Contained	SAI	56	
<i>Additional related services included in SAI program</i>	APE/LSH/SHL	66	
Low Incidence	LI		
<i>~Deaf and Hard of Hearing</i>	DHH	41	
<i>~Orientation & Mobility Service</i>	O&M	3	
<i>~Visual Impairment Itinerant</i>	VI	23	
1:1 Aide	1:1	4	
Intensive Therapeutic	IC	6	

I confirm the accuracy of the above data.

DIRECTOR SIGNATURE: _____ **DATE:** _____



SBCSS FEE-FOR-SERVICE VERIFICATION FORM

November 2021

Date

DISTRICT NAME: Rim of the World Unified School District

DIRECTOR'S NAME: Derek Swem

Instructions:

1. Review accuracy of student data and services on each worksheet provided.
 - a. Identify corrections needed. Work with SBCSS Area Director to ensure corrections are made (i.e. in WebDA or an IEP addendum, if necessary).
2. Review accuracy of student data counts by service programs per EV SELPA Board approved fee service program rates.
 - a. Record the student counts provided by the EV SELPA.
 - b. Indicate the correct student count as verified by the District.
3. Sign and return this form to Andrea Tennyson (andrea.tennyson@sbcss.net) by **November 19, 2021.**

Date

**EV SELPA Board Approved
SBCSS FFS Program Services**

Service
Acronym

Student Count
provided by
EV SELPA

Service Count verified by
District

Specialized Academic Instruction/Self-Contained	SAI	3	
<i>Additional related services included in SAI program</i>	APE/LSH/SHL	3	
Low Incidence	LI		
<i>~Deaf and Hard of Hearing</i>	DHH	3	
<i>~Orientation & Mobility Service</i>	O&M	1	
<i>~Visual Impairment Itinerant</i>	VI	2	
1:1 Aide	1:1	0	
Intensive Therapeutic	IC	0	

I confirm the accuracy of the above data.

DIRECTOR SIGNATURE: _____ **DATE:** _____



SBCSS FEE-FOR-SERVICE VERIFICATION FORM

November 2021

Date

DISTRICT NAME: Yucaipa-Calimesa Joint Unified School District

DIRECTOR'S NAME: Leslie Burghardt

Instructions:

1. Review accuracy of student data and services on each worksheet provided.
 - a. Identify corrections needed. Work with SBCSS Area Director to ensure corrections are made (i.e. in WebDA or an IEP addendum, if necessary).
2. Review accuracy of student data counts by service programs per EV SELPA Board approved fee service program rates.
 - a. Record the student counts provided by the EV SELPA.
 - b. Indicate the correct student count as verified by the District.
3. Sign and return this form to Andrea Tennyson (andrea.tennyson@sbcss.net) by **November 19, 2021.**

Date

**EV SELPA Board Approved
SBCSS FFS Program Services**

Service
Acronym

Student Count
provided by
EV SELPA

Service Count verified by
District

Specialized Academic Instruction/Self-Contained	SAI	10	
<i>Additional related services included in SAI program</i>	APE/LSH/SHL	11	
Low Incidence	LI		
<i>~Deaf and Hard of Hearing</i>	DHH	0	
<i>~Orientation & Mobility Service</i>	O&M	3	
<i>~Visual Impairment Itinerant</i>	VI	14	
1:1 Aide	1:1	2	
Intensive Therapeutic	IC	3	

I confirm the accuracy of the above data.

DIRECTOR SIGNATURE: _____ **DATE:** _____



SBCSS FEE-FOR-SERVICE VERIFICATION FORM
November 2021

Date

DISTRICT NAME: East Valley Operations

DIRECTOR'S NAME: Scott Wyatt

Instructions:

1. Review accuracy of student data and services on each worksheet provided.
 - a. Identify corrections needed. Work with SBCSS Area Director to ensure corrections are made (i.e. in WebDA or an IEP addendum, if necessary).
2. Review accuracy of student data counts by service programs per EV SELPA Board approved fee service program rates.
 - a. Record the student counts provided by the EV SELPA.
 - b. Indicate the correct student count as verified by the District.
3. Sign and return this form to Andrea Tennyson (andrea.tennyson@sbcss.net) by **November 19, 2021.**

Date

<u>EV SELPA Board Approved SBCSS FFS Program Services</u>	Service Acronym	Student Count provided by EV SELPA	Service Count verified by District
Specialized Academic Instruction/Self-Contained	SAI	144	
<i>Additional related services included in SAI program</i>	APE/LSH/ SHL	178	
Low Incidence	LI		
<i>~Deaf and Hard of Hearing</i>	DHH	80	
<i>~Orientation & Mobility Service</i>	O&M	28	
<i>~Visual Impairment Itinerant</i>	VI	104	
1:1 Aide	1:1	12	
Intensive Therapeutic	IC	14	

I confirm the accuracy of the above data.

DIRECTOR SIGNATURE: _____ **DATE:** _____

4.12 SBCSS East Valley Operations

4.13 Hot Topics

5.0 OTHER

5.1 2021-2022 EV SELPA Steering Committee Meetings

2021/2022
East Valley SELPA
Steering/Finance Committee Meeting Schedule

All meetings held at the Dorothy Inghram Learning Center
670 E. Carnegie Drive, San Bernardino CA 92408
Conference Room E
Home of the East Valley SELPA
beginning at 8:00 a.m. & ending at 2:00 p.m., unless otherwise notified.

JULY 15, 2021

AUGUST 2020 – NO MEETING

SEPTEMBER 16, 2021

OCTOBER 7, 2021

NOVEMBER 10, 2021 (Wednesday)

DECEMBER 9, 2021

JANUARY 2022 – NO MEETING

FEBRUARY 10, 2022

MARCH 10, 2022

APRIL 7, 2022

MAY 12, 2022

JUNE 9, 2022



5.2 2021-2022 EV SELPA Board of Directors Meeting

2021/2022
East Valley SELPA
BOARD OF DIRECTORS MEETING SCHEDULE

September 22, 2021 (Starting at 3:00 pm)

November 17, 2021

February 23, 2022

March 23, 2022

May 25, 2022

June 15, 2022

All meetings will be held at 2:00 p.m.
(unless otherwise noted)
at the
Dorothy Inghram Learning Center
670 E. Carnegie Drive,
San Bernardino CA 92408
home of the
EAST VALLEY SELPA
(Unless meetings must be held virtually)



5.3 2021-2022 EV SELPA CAC Meetings

2021/2022
East Valley Special Education Local Plan Area

CAC Meeting Schedule

All meetings will be held virtually
beginning at 9:30 a.m. & ending at 11:30 a.m.

SEPTEMBER 20, 2021

NOVEMBER 15, 2021

FEBRUARY 28, 2022

APRIL 25, 2022



5.4 EV SELPA Professional Development November & December 2021



Region 10 Coordinating Council Presents:



ADDRESSING BIASES THAT LEAD TO CONFLICT IN NEGOTIATION

Presented by:

David Dowling,
JD, MDR Professional Mediator

Tuesday

**DECEMBER 7, 2021
8:30 AM—12:00 NOON**

Register Online:

<https://sbcss.k12oms.org/46-205073>

Learning Outcomes:

- Understand bias and its role in conflict
- Understand the effects of cognitive factors in negotiation
 - Understand attribution bias
- Demonstrate an understanding of framing in negotiation and difficult conversations

Live Webinar

Cost: \$50.00
(POs are NOT accepted)

Additional Support Assessment



This Live Webinar training introduces the Additional Support Assessment (ASA) process to evaluate the need for and identify types of additional student supports, including assistance from paraprofessionals. Attendees will understand each of the 7 steps of the ASA to thoroughly assess all aspects of the student's program to determine whether extra support is needed. Participants will receive many resources to conduct interviews, complete observations, collect data, and summarize assessment results in a comprehensive and sequenced manner. This training also covers the generation of an aide training and fading plan when paraprofessional support is indicated.



Presented by:

Susanne Ferguson,

MA, CCC-SLP, BCBA,
EV SELPA Autism Program Specialist
&

Mary Anne Klenske,

MA, EV SELPA Program Specialist

Thursday

**December 2, 2021
8:30 am—12:30 pm**

Register Online:

<https://sbcss.k12oms.org/46-204684>



SPECIALIZED ACADEMIC INSTRUCTION

and

GENERAL EDUCATION TEACHERS:

A PARTNERSHIP

*Live
Webinar*

Presented by:

Courtney Beatty, MA, BCBA, EV SELPA Program Specialist

Shannon Vogt, MA, EV SELPA Program Specialist

Wednesday

December 8, 2021

9:00 am—12:00 noon

Both Specialized Academic Instruction teachers and General Education Teachers working together have individual roles. Each have a unique responsibility in their student's success. This training will provide strategies for successful collaboration between both teachers to ensure the most enriching educational environments.

Objectives: Participants will...

- Understand the roles of the SAI teacher and General Education Teacher in the IEP process and implementation
- Learn valuable information when preparing present levels of performance for upcoming IEP meetings
- Learn how to implement all parts of the IEP across both academic settings
- Learn effective strategies for collaborating/consulting with one another

Intended Audience:

Administrators, Special & General Education Teachers, and Related Service Providers

Register Online: <https://sbcss.k12oms.org/46-204686>



“Functional Application of the Polyvagal Theory as it Relates to School-based OT and PT” Webinar

Presented by Dr. Mona Delahooke

This 2-hour Live Webinar training will lay the developmental foundations for students to achieve Self-Regulation which supports learning and social engagement. This training will demystify the Polyvagal Theory and illuminate how it can guide the OT/PT assessment process and treatment interventions. Participants will walk away with a clear understanding of Therapeutic Use of Self and the central importance of Co-regulation as the essential components in the work of all school-based practitioners. Dr. Delahooke will describe behaviors as the tip of the iceberg, important signals that we should address by seeking to understand a child’s individual differences in the overarching context of relational safety.

Date: Friday, December 3, 2021

Time: 8:30 am to 10:30 am

Location: Live Webinar

Fee: \$50 (PO’s are NOT accepted)

Audience: Occupational Therapists, Certified Occupational Therapy Assistants, and Physical Therapists

Objectives: Participants will:

1. Understand the “Developmental Iceberg” and how it helps us discover how to support each child's individual needs
2. Understand the 3 main states of the autonomic nervous system that inform us what to do in real time when managing children’s behavioral challenges
3. Describe how School-based OTs, COTA’s, and PTs use the “therapeutic use of self” when working with vulnerable children, regardless of their diagnosis
4. Describe the paradigm shift that is beginning across the world based on neuroscience research of the past decade.

CEUs: Certificate of attendance will be provided, verifying 2 professional development units.

Questions: Jo-Ann Vargas, EV SELPA Lead Occupational Therapist at joann.vargas@sbcss.net

Payment: Please send payment to: DILC, Attn: Tami Goldstein, 670 E. Carnegie Drive, San Bernardino, CA 92408. Make payable to SBCSS. *Payment must be received prior to event.*

Register Online:

<https://sbcss.k12oms.org/46-205115>

Registration Deadline: November 26, 2021

2021 – 2022 Transition Services Information Meetings

For Secondary Special Education Students, Parents, & Transition Support Staff

FALL 2021 PRESENTATIONS			
DATE & TIME	TOPIC	PRESENTER	OMS REGISTRATION Link
October 7, 2021 4:00 – 5:00 p.m.	PossAbilities Recreation Activities & Support Groups  LOMA LINDA UNIVERSITY HEALTH PossAbilities	Cotie Williams	https://sbcss.k12oms.org/46-208675
October 21, 2021 4:00 – 6:00	Transition to Independent Living Wayfinders, CSU Fresno  Pathway, UCLA Extension 	Transition Coordinator Ryan Wilson Student Advisor Wendy Abarca	https://sbcss.k12oms.org/46-208678
November 4, 2021 4:00 – 6:00 p.m.	WorkAbility1 Programs CRY-ROP  & Rialto USD 	Team Leaders Norma Nuno  Paola Lopez	https://sbcss.k12oms.org/46-208679
November 18, 2021 4:00 – 5:00 p.m.	  Transition Partnership Project Career Exploration & Transition Preparation	Project Assistant Helen Junker	https://sbcss.k12oms.org/46-208680
December 2, 2021 4:00 – 5:00 p.m.	Inland Regional Center Transition Services Employment Support & Employment Webpage 	Special Case Service Coordinator Jacqueline Ochoa Transition Program Mgr. Robert Garcia Employment Specialist Andrew Burdick	https://sbcss.k12oms.org/46-208681